

Year 12

Holiday

Homework



Summer 2026

Year 12 Homework Index

1. ADT 3D design
2. Art
3. Applied science BTEC
4. Biology
5. Business A-Level
6. Business CTEC
7. Chemistry
8. Computer science A-Level
9. Economics
10. English Literature
11. Geography
12. Graphics A-Level
13. Graphics CTEC
14. Health and social care
15. History
16. Maths
17. Maths – further maths
18. Physics
19. Politics
20. Psychology
21. Sociology
22. Sport & Physical Activity CTEC
23. Travel and Tourism

3D

TASK 1 - RESEARCH 6 OF THE BELOW JEWELLERY DESIGNERS.

Alexander Calder / Camilla Prasch / Karl Fritsch /
Majorie Schick / Wolf & Moon / Tatty Devine / Naum Gabo /
Jane Adam / Laura Zabo / Aurora Robson

- 1 - Find images and examples of your designers work - especially but not exclusively jewellery designs if relevant.
- 2 - Annotate their biography, age and design history.

In your own words respond to the below prompts - make sure you do them all. Some of them will require you to research, some you will need to express an opinion.

- Respond to subjects, themes, issues
 - *What is their inspiration - what guides the look or aesthetic of their work?*
- Relate to movements and styles.
 - *Does their work fall into any particular design movements. How would you describe their work in your own words.*
- Context of work.
 - *Why do they produce the work and who is it for?*
- Reflect/respond to events, trends
 - *Do they address any broader issues such as environmental or political.*
- Use 3D media, materials and techniques
 - *What and how do they produce the work? What processes do they use to make their designs? Is this something you can reproduce?*

TASK 2 - VISIT A MUSEUM / EXHIBITION

You will need to visit an museum this summer. This will help you for the upcoming project where you will make your own exhibition.

Recommended museums include;

- Victoria and Albert Museum, *South Kensington*.
- Young Victoria and Albert Museum, *Bethnal Green*
- Tate Modern, *London Bridge*
- Tate Britain, *Pimlico*
- Design Museum, *High Street Kensington*
- Transport Museum, *Covent Garden*

The nearest tubes to each is listed in italics. You will need to do this for a future project.

Remember to take loads of photos of your visit.

If you are unable to complete your work on google classroom you can email me your alternative versions: adam.smith@southfieldsacademy.com

ART

TASK - RESEARCH FOUR DIFFERENT PRINTING TECHNIQUES.

MONO PRINTS

(GEL PRINTING / ACETATE/GLASS PRINTING)

INTAGLIO

(DRY POINT / ETCHING / ENGRAVING / AQUATINT)

RELIEF PRINTING


(LINOCUT / WOODCUT / POLYBLOCK)

SCREEN PRINTING

(SCREEN / STENCIL)

For each of the above.

- 1. Description of the method.**
 - a. What does the prints look like - how would you describe them?
 - b. Is there any indicators, marks or textures that make the technique look unique and different from the rest. Is this a bad or a good aesthetic?
 - c. Are there differences between the different types?
- 2. Visual step by step guide on how to complete the print.**
 - a. What special materials or tools are used? What type of ink?
 - b. What are the quality control points, how do you make sure it is of a good quality?
- 3. Research famous artists who have used the different printing techniques.**
 - a. Find examples of their work. Why do you think they used this method? What formal art elements does it enable in their work.
- 4. Find other examples of the different printing techniques.**
 - a. Use annotation to explain your opinion on why you like them.
 - b. Try and find a range of examples for each technique.



Applied Science BTEC

Improving your Scientific Skills

Your home learning over the summer is to prepare a report in preparation for your final assignment next year. You will need to submit this to your teacher during the 1st week back to school.

The report should be referenced using the referencing style you have been taught this year.

The purpose of the home learning is to reflect on the scientific skills you have developed over the course of Y12, how they have improved over time and how they can help you in the future.

You may wish to use the following subheadings to structure your report, in order to include the essential information.

- Scientific Skills Prior to Commencing BTEC Science
- Skills Gained in Y12
- How Skills Have Improved Over Time
- How Skills Will Support Course Completion in Y13

Your report should include the following information:

- Scientific skills you had before starting BTEC science (at least three).
- Three new skills you have gained during BTEC science.
- An evaluation of how your skills have improved over time.
- A description of how these skills may help you in the future.

Dr Stackhouse

Biology

Dear Y12 Biologists,

Well done on a successful year's work and for completing the Progression Examination. You are all improving, trust in that.

Use this summer to rest but also consolidate your AS Level Biology content and technique.

In your first A-level Year 13 Biology lesson you will sit an AQA Paper 3 essay question under exam conditions (Paper 3 section B). You will have 45 minutes (Planning time + 38 minutes to write the essay). This will be marked using the AQA marking framework.

We expect you to complete the following tasks:

- Read through the AQA marking framework for the essay titles found in the **2018 paper 3**. The marking framework is the same every year, however 2018 had a choice of these essay titles I've listed below. This means that the mark scheme has a list of suggested topics to include.

You should be able to find it by just searching for: '**AQA Biology paper 3 mark scheme 2018**'. The section about the essay is p.13-17.

If you are struggling to find it here is a link to physics and maths tutor where you can find the paper 3 mark scheme for 2018:

<https://www.physicsandmathstutor.com/past-papers/a-level-biology/aqa-paper-3/>

Complete an essay on one of the two essay titles from that year.

- The importance of the control of movement in cells and organisms
- The importance of interactions between cells and between organisms.
- Revision to ensure further progress in the essay.

Mr. Norris

Mr. Clarke

Ms. Abdullahi

Business A-Level

Going into Year 13 you will have two themes left to complete, 3 and 4. It is important that you are researching markets outside of the classroom, especially as theme 3 this is a requirement.

Summer work is an opportunity to consolidate your understanding and build onto your future learning.

Task 1:

Complete the following past papers. Use timed conditions to complete the paper. If you do not complete the full paper, you must switch to another colour pen and complete the rest.

1. <https://qualifications.pearson.com/content/dam/pdf/A-Level/Business/2015/Exam-materials/8bs0-02-que-20230527.pdf>
2. <https://qualifications.pearson.com/content/dam/pdf/A-Level/Business/2015/Exam-materials/8bs0-01-que-20230520.pdf>

Task 2:

Read the following article and complete the questions below:

<https://www.theguardian.com/business/2025/apr/03/we-introduced-avocado-to-the-high-street-how-pret-conquered-london-and-began-eyeing-the-rest-of-the-world>

Q1 -State two reasons for Pret's dominance on the London high street.

Q2 -Explain how Pret's pricing strategy reflects its market positioning.

Q3 -Using the data that Pret had 274 London outlets, compared to 14 in Manchester and 10 in Birmingham, evaluate the advantages and risks of such concentration.

Q4 - Analyze the impact of Pret's ownership changes (McDonald's stake → Bridgepoint → JAB) on its growth and strategic direction

Q5 -Evaluate the ethical implications of Pret's high-street expansion in relation to smaller independent cafés.

Task 3

Using the following link (<https://www.tutor2u.net/business/collections/edexcel-alevel-business-theories-models>) and complete a brain dump on each of the theories and or models. (Write down as much as you can remember)

Task 4

International trade: Watch the following video (<https://news.sky.com/story/how-trumps-tariffs-will-affect-the-uk-13300714>) on US and tariffs. Answer the following questions:

1. What is a tariff?
2. How does a tariff impact prices of imported goods?
3. Why will this slowdown the amount of imported goods from countries?
4. How might this impact domestic prices?
5. Why might some businesses face closure?
6. How might a business resolve this? --> consider Ansoff Matrix.
7. Why might a tariff have little or no impact on some goods and services?

Task 5

Research what type of careers you can do if you go on to study Business at university.

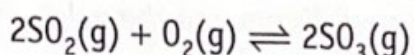
Chemistry

Well done on your hard work this year, this task will allow you to consolidate your AS equilibrium knowledge and prepare further for an equilibrium topic in **autumn term of Year 13**.

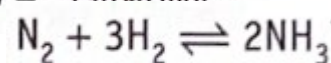
Instructions: Task 1 - Answer the following questions on **chemical equilibria and Kc** on lined paper.

1) Apart from temperature, state one other factor which may change the position of equilibrium in a **homogenous gaseous reaction (1 mark)**.

2) How would the yield of SO₃ change if **the temperature is increased** in the reaction shown below **(3 marks)?**



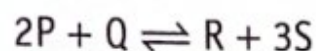
$$\Delta H = -196 \text{ kJ mol}^{-1}$$



3) What is meant by [NH₃] **(1 mark)**.

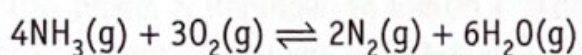
4) Deduce the units of Kc for the reaction on the right **(1 mark)**.

5) P and Q react together in this reaction:



A mixture of 5 mol of P and 5 mol of Q were mixed and left to reach equilibrium. The equilibrium mixture contained 3 mol of S. **How many moles of P were present at equilibrium (2 marks)?**

6) The reversible reaction of **ammonia with oxygen** is shown below.



$$\Delta H = -1084 \text{ kJ mol}^{-1}$$

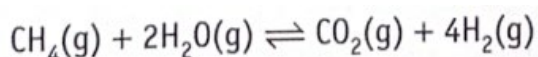
a) Write an expression for Kc and **deduce the units (3 marks)**.

b) The equilibrium mixture contained 0.150 mol of NH₃, 0.255 mol of O₂, 0.350 mol of N₂ and 0.740 mol of H₂O at 350K. The total volume was 5.00 dm³. **Calculate the value of Kc (5 marks)**

c) State and explain how the position of equilibrium and the value of Kc would change if the **pressure were increased (3 marks)**.

d) State and explain the effect of a catalyst on the position of equilibrium and **the value of Kc (3 marks)**.

7) For the reaction below, explain which conditions would give the **highest yield of hydrogen (5 marks)**.



$$\Delta H = +165 \text{ kJ mol}^{-1}$$

Task 2: Revise synthesis routes, reagents and conditions for all organic reactions in yr12 in preparation for a mini assessment at the beginning of yr13.

Computer Science A-Level

Programming Project

Using the support material provided in the summer term, you will need to complete the Analysis section of the NEA. Remember the NEA is marked using a best fit approach, if a section is not completed, then you will lose a significant number of marks.

Refer to the marking grid, as discussed in lessons look at the command words to identify the level of response necessary for each mark band.

AO 2.2 Analysis (maximum 10 marks)			
1–2 marks	3–5 marks	6–8 marks	9–10 marks
The candidate will have:			
<ul style="list-style-type: none"> Identified some features that make the problem solvable by computational methods. Identified suitable stakeholders for the project and described them and some of their requirements. Identified some appropriate features to incorporate into their solution. Identified some features of the proposed computational solution. Identified some limitations of the proposed solution. Identified some requirements for the solution. Identified some success criteria for the proposed solution. 	<ul style="list-style-type: none"> Described the features that make the problem solvable by computational methods. Identified suitable stakeholders for the project and described how they will make use of the proposed solution. Researched the problem looking at existing solutions to similar problems identifying some appropriate features to incorporate into their solution. Identified the essential features of the proposed computational solution. Identified and described some limitations of the proposed solution. Identified most requirements for the solution. Identified some measurable success criteria for the proposed solution. 	<ul style="list-style-type: none"> Described the features that make the problem solvable by computational methods and why it is amenable to a computational approach. Identified suitable stakeholders for the project and described them and how they will make use of the proposed solution and why it is appropriate to their needs. Researched the problem in depth looking at existing solutions to similar problems identifying and describing suitable approaches based on this research. Identified and described the essential features of the proposed computational solution. Identified and explained any limitations of the proposed solution. Specified the requirements for the solution including (as appropriate) any hardware and software requirements. Identified measurable success criteria for the proposed solution. 	<ul style="list-style-type: none"> Described and justified the features that make the problem solvable by computational methods, explaining why it is amenable to a computational approach. Identified suitable stakeholders for the project and described them explaining how they will make use of the proposed solution and why it is appropriate to their needs. Researched the problem in depth looking at existing solutions to similar problems, identifying and justifying suitable approaches based on this research. Identified the essential features of the proposed computational solution explaining these choices. Identified and explained with justification any limitations of the proposed solution. Specified and justified the requirements for the solution including (as appropriate) any hardware and software requirements. Identified and justified measurable success criteria for the proposed solution.

Once you have completed your Analysis section you will need to complete the page designs for your project. Go to Draw.io to create your page designs. Remember to create a new diagram for each page. Please refer to the guidance document to see the level of detail required.

Business CTEC

Going into Year 13 you will have two units left:

- Unit 2 - Working in Business
- Unit 5 - Marketing and market research

Summer work is an opportunity to consolidate your understanding and build onto your future learning.

Task 1:

You need to make sure that you have fully utilised your opportunity to get a good grade in your first coursework unit, unit 4.

Over the summer, please make sure that you:

- Format your coursework properly, so it is ready to be moderated on the first week back
- **Spend time completing your M and D tasks**

Task 2:

Research and define the following business terms and abbreviations commonly found on commercial documents. For each term, write down its full meaning and a brief explanation of why it is used:

- **E&OE**
- **T&C**
- **COD**
- **Terms 30 Days**

Task 3 Document Purpose Mapping

Complete the table below by researching the primary purpose of each business document and identifying whether it is an **Internal** document or a **Transaction** document.

Business Document	Document Type (Internal or Transaction?)	Primary Purpose / When is it used?
Purchase Order		
Invoice		
Credit Note		
Statement of Account		
Petty Cash Voucher		
Stock Requisition Form		

Task 4

Research what type of careers you can do if you go on to study Business at university.

Economics

Preparation for the coming year is vital to your success. I would like you all to succeed and get top grades, but this comes with hard work.

Can you please complete the following tasks as revision but also to support your understanding of the more difficult topics.

Task 1: Complete past paper – 2023 Paper 2 AS. This is to be brought back to the first lesson. Complete in timed conditions. If you do not complete all the questions in timed conditions, use a different colour pen (green) to complete the rest.

<https://qualifications.pearson.com/content/dam/pdf/A-Level/Economics/2015/Exam-materials/8ec0-02-que-20230523.pdf>

Task 2: Watch the following video- <https://wetheeconomy.com/films/globalization-who-cares-you-do/>

Answer the following questions:

- What is globalisation?
- Why might globalisation lead to lower price levels for other countries?
- How might globalisation increase consumer choice?

Task 3: Research the African Continental Free Trade Area.

Answer the following questions:

- What countries are involved?
- How has this led to globalisation for these countries?
- How can this increase the rate of economic growth for countries within the free trade area?
- How can this increase the employment rates for these countries?
- What is a tariff?
- Why will the removal of tariffs between these countries reduce the prices of goods and services?
- How might the free trade help economics move from primary sector to secondary sector?

Task 4: CMA and competition: using the link below and research of your own, explain why the CMA blocked the merger between Sainsbury's and ASDA.

<https://www.gov.uk/government/news/cma-blocks-merger-between-sainsburys-and-asda>

Answer the following questions:

- How could the merger bring cheap prices to consumers – consider EoS.
- How could the merger increase consumer choice?
- How could the merger increase investment for firms?

Eval:

- How could the merger lead to higher prices for consumers?
- How could the merger lead to less choice for consumers?
- How could the merger cause other competitors to exit the market?

Task 5:

Research what types of careers you can do if you go on to study Economics at university.

English

The coursework research tasks outlined below will help to put you in a position where you are ready to start writing your coursework in the autumn term next year. Before the summer break, you will have received your own hard copy of the **coursework handbook** which will support the summer homework tasks outlined below and includes vital coursework information for Year 13 e.g. draft and final deadlines. Our Google Classroom page will be shut down over the summer holiday, so it is important that you do not lose your coursework handbook and that you **download and save** everything you think you'll need from Google Classroom under the 'Coursework' topic/subheading to support your coursework preparation over summer.

Task 1: Finish reading/re-reading and annotating your chosen coursework texts. Before summer, we will finalise your coursework questions/texts which you will need to help you build your bibliography (Task 2) and complete your coursework proposal presentation (Task 3).

Task 2: Continue to build your coursework bibliography and read the texts and articles you've added to your bibliography. Somewhere between 10-15 sources is a good number for your bibliography. It is important that you complete this wider reading before you start planning rather than the other way around. Your wider reading should help you to construct your own argument in response to your coursework question. For each secondary source you read, you should also take notes or complete one of the note-taking sheets at the back of your coursework booklet. Make sure that you also save a copy of the articles and write down the referencing details for each article as this will help you to save time on your coursework further down the line. You can create a free Jstor account and link it to your Google account which will give you access to some articles from their online archive. The coursework booklet also includes details of other places to access critical secondary reading (Google Scholar etc.). **Please note:** LitCharts, Sparknotes and AI are not valid critical sources. They can help you revise key ideas/themes and point you in the right direction but quoting from them in your coursework essay will not be accepted.

<https://www.jstor.org/register?redirectUri=https%3A%2F%2Fwww.jstor.org%2F>

Task 3: Create a coursework proposal presentation which you will present to the class in September. Your presentation should outline your question, the research you have done and your ideas so far. You must create at least five slides - one slide for each assessment objective and how you are going to address it throughout your coursework question (see table below for guidance).

Assessment Objective	Coursework proposal presentation slide
AO1: Articulate informed, personal and creative responses to literary texts, using associated concepts and terminology, and coherent, accurate written expression	What are the 'big ideas' or themes that you are going to explore in your coursework? Which key events from the texts best demonstrate the big ideas? What is your thesis/overall argument?
AO2: Analyse ways in which meanings are shaped in literary texts	Analysis of key quotations and methods used by the writers (expressionism, realism, symbolism, metaphor, genre, form etc.)
AO3: Demonstrate understanding of the significance and influence of the contexts in which literary texts are written and received.	Relevant contextual links to your coursework question and texts (author, time period, the American Dream, socio-political context etc.).
AO4: Explore connections across literary texts	What are the similarities and differences in which the authors of your texts explore the main theme/idea of your question?
AO5: Explore literary texts informed by different interpretations.	Links between the critical articles you read in Task 2 and the ideas you want to explore in your coursework.

Further Maths A-Level

The transition from year 12 to 13 is as big as the transition from year 11 to 12 was. There is an expectation you can do the following without your year 13 teacher having to re-teach it:

- Differentiate and integrate
- Simplify and solve with logs and exponentials
- Sketch and transform graphs
- Solve trig equations

Over the summer you will need to make sure you can do all these things...do whatever it takes e.g. all the mixed exercises from the textbook, videos on YouTube etc.

Please complete the full set of A-Level papers that Ms Felbinger gave you before the holidays. You should have your exam booklets for Pure and applied and should work on the June 2019 papers:

- **Pure Paper 1**
- **Pure Paper 2**
- **Statistics and Mechanics**

Complete each paper and return in September with all your solutions.

The vast majority of new content you cover will rely on the Y12 A-Level content as foundational knowledge so it is really important that you do this task with the view to preparing yourself properly for Y13.

if you have any questions please email

nasra.ahmad@southfieldsacademy.com



Graphics A-Level

As part of your personal portfolio, you need to write essay of at least 1000 words investigating a line of enquiry related to your branding project. This will build on your previous written research and essays.

From the OCR specification:

- *A related study using words and illustrations demonstrating the context in which their portfolio exists, exploring the relevant genre, subject matter, movement or historical framework of the selected theme.*

As discussed in lessons, you should have a question in mind we have discussed to help direct your research related to your portfolio.

Examples of these could be:

- How is colour used in the creation of brand identities?
- What role does typography have in logo design?
- How has social media changed the ways that illustrators work with brands?

You need to present a first draft outline of your essay, complete with a list of references, examples and sources of information and images that you will investigate and compare within your essay. This should be a minimum of 2000 words.

This first draft and notes will be used for 1:1 tutorials of how to direct and refine your essay in year 13.

Graphics CTEC - Research 6 x Illustrators

TASK - Research 6 illustrators that you like. Find and research a **range of illustrators** to have a bigger range of styles for later ideas.

I suggest you use Illustrator agency websites to try and find suitable illustrators.

For Example -

- <https://www.lemonadeillustration.com/>

- <https://centralillustration.com/illustration>

- <https://www.illustrationx.com/styles/paper-art>

(On IllustrationX website - the list of different styles is a great way to see a breakdown of different styles and techniques - do not look at subjects too much).

See attached help sheet and examples for help.

Work on attached google sheet - max size 11 font and consider spacing of images and layouts.

WORK TO ALSO BE SET ON GOOGLE CLASSROOM WITH THE WORKSHEET.

01 Illustrator Research

For each of the 6 Illustrators -

- **Full annotation** of 4-5 images as detailed below.

- A **brief** introduction to the illustrator including a response to each of the below questions if possible.

What do they illustrate (i.e. book covers, magazines etc)?

Who do they work for (i.e. A company or freelance/through an agency)?

What inspires them and how does this influence their work?

Why you have chosen them?

Don't include a photo of them!

What To Include in the Annotation.

Style

Annotate what their work looks like? Use the Design Formal Elements (See help file).

Does the illustrator have one distinctive style or does it depend on what the work is for?

Media, Techniques and Process

What materials and equipment do they use to complete their work. Do they combine different media? Is it hand drawn, paint, ink, collage, mark making, photoshop/illustrator etc? If you don't know, make an educated guess. E.g. The artist/illustrator probably uses...

Applications

What does the illustrator illustrate? Books, adverts, magazines? Include examples of different products.

Selling Work

Who are their clients? Do they belong to an agency, work for/own a graphic company.

How did you find the illustrator and their work? Who have they designed for - companies/products?

Grading criteria

1 Learners use annotated studies to investigate the styles, media, techniques and processes used by a range of illustrators

2 Learners investigate the applications for illustration, and how professional illustrators produce and sell their work

To Do -

- 3 x A3 InDesign Sheets of 6 different Illustrators.

Suggested Websites -

Illustrationweb.com

apeonthemoon.com

booooooom.com

Also use the books provided.

Health and Social Care BTEC Diploma

Preparing for the Unit 4 exam: Enquiries into Current Research in Health and Social Care

In September, we will start Unit 4. The resources you create over the summer holidays will be invaluable. Complete the following tasks to create revision materials that you will use to prepare for the January exam.



Use your copy of the textbook or the QR code to complete the tasks:

- 1) Create a mind map to show the purpose of research. You should include:
 - Improving outcomes
 - Informing policy and practice
 - Extending knowledge and understanding
 - Identifying gaps in provision

- 2) Create a poster which displays some of the issues in Health and Social Care which may be researched. Use images and colours to present this information. This can include:
 - Different health conditions
 - Effectiveness of treatments
 - Health trends
 - Lifestyle factors
 - Age
 - Social care and welfare needs

- 3) Create a factfile or flashcards for all of the following research methods terms. You must include a summary, advantages and disadvantages.
 - Qualitative data
 - Quantitative data
 - Random sampling
 - Systematic sampling
 - Quota sampling
 - Opportunity sampling
 - Questionnaires
 - Interviews
 - Focus groups
 - Case studies
 - Scientific experiments
 - Observations
 - Primary research
 - Secondary research

You must complete these tasks on paper (not electronically).

History

Please read the account below and answer the questions. You should also buy the two core textbooks mentioned on your google classroom and use the links and information there to improve your answers.

The Witchcraze of the 16th and 17th Centuries

The witchcraze of the 16th and 17th centuries refers to a period of widespread hysteria and persecution of individuals accused of practising witchcraft. This phenomenon was fuelled by a combination of social, religious, and political factors, resulting in the execution of thousands of alleged witches across Europe and the American colonies.

One notable example of the witchcraze occurred in southern Germany between 1590 and 1630. This region experienced a significant outbreak of witch trials, particularly in areas such as Bamberg, Würzburg, and Trier. The witch-hunts in southern Germany were characterized by the use of torture to extract confessions from the accused, leading to a high number of executions. Religious tensions between Protestants and Catholics further contributed to the intensity of the witch-hunts in this area.

Another significant figure associated with the witchcraze is Matthew Hopkins, an English witchfinder who operated between 1645 and 1647. Hopkins claimed to possess specialized knowledge and techniques for identifying witches, leading to his appointment as Witchfinder General by local authorities. During his tenure, he conducted numerous trials and executions in East Anglia, England. Hopkins employed controversial methods such as the "swimming test" and "pricking" to determine guilt, resulting in the conviction and execution of many individuals accused of witchcraft.

The Salem Witch Trials, which took place in colonial Massachusetts between 1692 and 1693, represent one of the most infamous episodes of the witchcraze. The trials began when a group of young girls in Salem Village claimed to be afflicted by witchcraft. This led to a wave of accusations and trials, resulting in the execution of 20 individuals. The Salem Witch Trials were marked by a combination of religious fervor, local conflicts, and mass hysteria, with evidence often based on spectral evidence and testimonies from accusers.

Answer the questions below in as much detail as possible:

Reading Comprehension questions:

1. What was the witchcraze of the 16th and 17th centuries?
2. Which region experienced a significant outbreak of witch trials in southern Germany during the 16th and 17th centuries?
3. How were the accused witches treated in southern German witch trials?
4. What religious tensions contributed to the intensity of the witch-hunts in southern Germany?
5. Who was Matthew Hopkins, and what was his role during the witchcraze?
6. What methods did Matthew Hopkins use to identify witches?
7. Where did Matthew Hopkins operate as the Witchfinder General?
8. When did the Salem Witch Trials take place?
9. Who were the accusers in the Salem Witch Trials?
10. How did the Salem Witch Trials begin?
11. How many individuals were executed during the Salem Witch Trials?
12. What were some factors that contributed to the Salem Witch Trials?
13. How did spectral evidence play a role in the Salem Witch Trials?
14. What were the consequences of being accused of witchcraft during the witchcraze?
15. What were some similarities between the witch trials in southern Germany and the Salem Witch Trials?
16. What were some differences between the witch trials in southern Germany and the Salem Witch Trials?

Own research Questions:

17. How did political factors influence the witchcraze?
18. Why did the witchcraze eventually decline?
19. How has the witchcraze been perceived and understood in modern times?
20. What impact did the witchcraze have on society and individuals during the 16th and 17th centuries?

Maths A-Level

The transition from year 12 to 13 is as big as the transition from year 11 to 12 was. There is an expectation you can do the following without your year 13 teacher having to re-teach it:

- Differentiate and integrate
- Simplify and solve with logs and exponentials
- Sketch and transform graphs
- Solve trig equations

Over the summer you will need to make sure you can do all these things...do whatever it takes e.g. all the mixed exercises from the textbook, videos on YouTube etc.

Please complete the AS papers that Ms Ahmad and Ms Lunt gave you before the holidays.

if you have any questions please email

nasra.ahmad@southfieldsacademy.com

Sport and Physical Activity CTEC

<p>Task 1 - Investigate the Structure of UK Sport Create a diagram illustrating how sport is organised in the UK. The essential content you need to include is:</p> <ul style="list-style-type: none"> ● Department for Culture, Media and Sport (DCMS) ● Sport England ● UK Sport ● National Governing Bodies (NGB) ● County Sports Partnerships ● Local Authorities ● Clubs and school <p>For each of the above, you are to explain:</p> <ol style="list-style-type: none"> 1. Its purpose 2. How it supports/promotes participation 3. How it contributes to the success of elite sport 	<p>Task 2 - Research Project - To research the funding within British Sport Investigate:</p> <ol style="list-style-type: none"> 1. National Lottery funding 2. Government funding 3. Sponsorship 4. Membership fees 5. Fundraising <p>Choosing one sport, you are to answer the following questions:</p> <ul style="list-style-type: none"> ● How is it funded? ● Which organisations from above (task 1) provide support? ● How is funding used? ● Is funding distributed fairly?
<p>Task 3 - Olympic & Paralympic Success For a named Olympic or Paralympic athlete, explain the following:</p> <ol style="list-style-type: none"> 1. Their sport pathway - where did they start and what journey did they take to get to where they are/ 2. Organisations (task 1) that have supported them on this journey and how. 3. Funding they have received and why. 4. How talent identification helped their development 	<p>Task 4 - Barriers to participation From the list below, choose 3:</p> <ul style="list-style-type: none"> ● Women and girls ● Ethnic minority groups ● Disabled participants ● Older adults ● Low socio-economic background <p>For each, you are to:</p> <ol style="list-style-type: none"> 1. Explain why this might be a barrier 2. Research an initiative that has been designed to increase participation 3. Evaluate how successful the initiative has been at overcoming the barrier
<p>Task 5 - September Quiz <i>On your return, you need to be prepared to answer the following or similar questions:</i></p> <ol style="list-style-type: none"> 1. What is the difference between Sport England & UK Sport? 2. How is National Lottery Funding distributed? 3. What are the stages of the sports development continuum? 4. What is an NGB? 5. Why do governments invest in sport? 6. How do local authorities support sport? 7. What is talent identification? 8. What is the role of the DCMS? 	
<p>Careers Task Thinking specifically about your use of the CTEC Level 3 course, I would like you to research 1 career, university route and apprenticeship and include the following information:</p> <ol style="list-style-type: none"> 1. Job role/course title/apprenticeship title 2. Salary/entry requirement 3. Entry requirement/pre-requisite 4. Career prospects/progression opportunities 	

Physics

Task 1:

Complete the two past papers you were given to time (2 hours) and in exam conditions. Self assess these using the mark scheme and a different coloured pen.

This will help you revise your A-level, Paper 1 content that will be assessed in Autumn 1.

Task 2:

Research an area of physics that is of interest to you and **prepare a short (<5 minutes) presentation** that you will give to the class in the new term. You can have accompanying slides, or just present.

Accompanying your presentation, prepare a written report on your topic, between 500 and 1000 words. Make reference to any sources you have used to conduct your researched, such as: book and author, websites, magazines or documentaries.

You can be as free as you want with the topic as long as it is linked to physics, but try to keep the focus reasonably narrow (not just 'engineering'!)

For inspiration, here are some topic titles from students' previous work:

- *The physics of earthquake defences*
- *Why the jet stream is so important*
- *Can science and religion be compatible?*
- *Why Girls Fear Physics: An exploration of the gender divide in a male dominated field*
- *Movie physics – which movies got it right, and which got it so very, very wrong*

Task 3:

Research a career related to physics that is of interest to you. In your research, answer the following questions **on lined paper and bring it to your first lesson back:**

- a) What are the main parts of the role?
- b) What sort of salary can you get?
- c) What qualifications would you need in order to get this job?
- d) What are the routes into that job? (eg uni, apprenticeships etc)
- e) What work experience could you do to help you get into that career?

Use this checklist below to guide task completion:

Task	Date completed
Task 1 (first paper)	
Task 1 (second paper)	
Task 2 (Research for presentation)	
Task 3 (Research career)	

Politics

Part A

For most of the year 13 course, we will study global politics. We will examine how states and organisations around the world deal with common interests and challenges.

Research and report on one global issue. Please see below for the structure and requirements of this. This must be handed to Miss Gray or Mr Williams (you will know your class on your return) on paper on the **first lesson back**. If you decide to type, rather than write you must arrange to print this off **before** your arrival to the lesson.

Your work must...

...be no longer than two pages.

...it must include an outline of the issue, and at least two political viewpoints

...you must comment on the effectiveness/lack of effectiveness of states/non-state actors/NGOs/IGOs in dealing with this issue

...give your opinion on the issue and future prospects

...at the end of the piece **list the sources that you have used**. (These may be of a variety of different media)

Here are some suggestions below- the list is not exhaustive- you may select your own but check with Miss Gray/Miss Atley/Mr Williams before you finish for the term.

China's relationships with their 'near abroad'	China's persecution of Uighurs	Yemen civil war	Climate change
Tax evasion by large companies	Israel-Hamas War	Sudan Civil War	South China Sea dispute
China's Belt and Road Initiative	Conflict in the Democratic Republic of Congo	AI advances and ethical concerns	ICC's actions
Rohingya Muslims in Myanmar	Rise of populism in Europe and the US	Israel-Iran conflict	UN Sustainable Development Goals
Energy/sustainability issues	International migration/displacement	Widening wealth gap	Us/Iran situation
War in Ukraine	USA political divisions	Erosion of human rights and democratic values	The future of Europe

Your work will form part of a resource booklet for the whole class. It must be of excellent quality, and produced by you, not AI.

Part B

You need to revise the following four essays. We will select **one** of these and you will write the response in exam conditions in 45 minutes on your **second lesson back in September**.

1. Evaluate the view that New Labour's constitutional reforms had a positive and significant impact on the UK constitution. (30)
2. Evaluate the view that backbench MPs are effective in fulfilling their various roles. (30)
3. Evaluate the view that Prime Ministers are able to dominate the Cabinet. (30)
4. Evaluate the view that the Supreme Court has the ability to control the power of the UK government. (30)

Part C

You need to revise the following two essays about voting behaviour. Miss Atley will select **one** of these and you will write the response in exam conditions in 45 minutes on your **second lesson back in September**.

1. Evaluate the view that the outcomes of general elections are mostly decided by election campaigns and manifestos. 30 marks
2. Evaluate the view that a person's age and the media have now replaced social class and region as clear indicators of voting behaviour. 30 marks

Optional- Part C For those aiming for A*-B

Listen to an episode of one of the following on a topic that interests you. Write a one page report on what you have learned and how you could use this information in an essay. Select a year 12 topic- UK Politics, UK Government, Core Ideologies or non-core ideologies. Alternatively, you may select a global issue.

The News Agents <https://www.globalplayer.com/podcasts/42KuVj/>

The Rest is Politics <https://open.spotify.com/show/1Ysx8g1lw42gESAtegrFaH>

The A Level Politics Show <https://open.spotify.com/show/0pdAY6egNBq0tFOLFjMk7O>

Psychology

Revision Activity

In addition to your own independent revision, which should be ongoing throughout the summer holidays, you must:

1. Attempt to answer all of the 8 mark and 16 mark questions from Y12 content in timed conditions. Revise each topic before starting. You may have attempted some of these questions before. You will be given a paper copy of these.

8 mark question = 10 minutes

16 mark question = 20 minutes

2. Use the mark schemes, revision notes and textbook to improve your answer. Every response must have green pen on or the task is incomplete. The green pen annotations could include:
 - Adding key terms
 - Rephrasing sentence starters
 - Adding content you ran out of time or forgot to include
 - Researching and adding in new AO3 points as detailed by the mark scheme

Careers in Psychology

Next year, we will be studying Relationships, Forensic Psychology and Schizophrenia. These topics link to some specific roles within psychology. Create a fact file for the following roles: clinical psychologist, forensic psychologist, counselling psychologist. The British Psychological Society is a good place to find this information.



The
British
Psychological
Society

The fact file must include:

- What the psychologist does
- Where they work
- Who they work with
- How much they earn
- How to become this psychologist
- What skills and experience you need to have

Learning through film:

Watch **at least one** of the following documentaries and outline what you have learned.

A Beautiful Mind – definitions of abnormality, diagnosis of schizophrenia, explanations for schizophrenia

Dangerous Method – Psychodynamic Approach: the role of the unconscious, the structure of personality, defence mechanisms.

Mindhunter – Forensic Psychology – criminal profiling


EXT: Recommend alternative documentaries or films to the rest of the class. Identify which parts of the specification they relate to.

Sociology A-Level

Year 12 revision

Exam questions

- Complete a set of 10-mark exam questions for each topic: Education, Research Methods, and two on Families (one with an item and one without).
- Scan the QR code for the questions and mark scheme.
- Complete each question under timed exam conditions.
- After finishing, use the mark scheme to self-assess your answers. Clearly mark where you have met each Assessment Objective (AO). What went well? What needs to be improved?



Preparing for Y13

Beliefs in Society

Research the features of the following religious organisations: church, denomination, cult and sect.

Scan the QR code for examples of religious organisations. Create a table using the headings below:



Type of religious organisation	Examples including a summary of the organisations beliefs	Membership (who is most likely to join?)	Size - How big is there membership?	Attitudes to other religions
Church	Church of England			



Crime and Deviance

“How reliable is crime data in your local area?”

Use official crime data (e.g. police.uk or local borough data) to research crime in your local borough

Find:

- Total crime rate (per 1,000 people or total incidents)
- Most common types of crime

Answer the following questions, applying your knowledge of sociological research methods:

- To what extent can crime statistics be considered a valid and scientific measure of crime? Explain your answer.
- Assess the strengths and limitations of official crime statistics in measuring crime in society.
- Using sociological perspectives, explain how and why crime statistics may be interpreted differently.



Travel and Tourism BTEC

Miss Hodgson/Miss Maunder

Task 1: Unit 2

Using the provided materials, write an article for Activity 1.

- You should spend no more than 3 hours preparing up to 2 sides of notes for the Part A research task. Then, spend a maximum of 50 minutes writing your article.
- Use your own research and the information about Abu Dhabi, United Arab Emirates (provided in Part A and the information booklet) to support your article.

Task 2: Unit 3

Choose a UK T&T organisation (such as a hotel or attraction). Then, carry out research to answer the following questions about your chosen organisation. Keep a list of your sources (a reference list).

1. Write a definition for marketing.
2. Write a definition for customer service.
3. What type of customers does your chosen organisation attract?
4. How does this organisation use marketing?
5. How do they communicate with their customers?
6. Describe the 4 P's of the marketing mix: product, promotion, price, and place.
7. How does your chosen organisation use the 4 P's?
8. What impact does the marketing mix have on their customers?
9. How does marketing contribute to the success of this organisation?
10. Identify one strength and one area for improvement related to marketing or customer service for your chosen organisation.

Please make sure you bring your work to your first lesson after the holidays, ready to use. This includes your notes and article for Task 1 and your answers for Task 2.