

# Year 8

# Holiday

# Homework



Summer 2025

# Year 8 Holiday Homework 2025



- You will need to submit homework to individual subject teachers on your first lesson back in September.
- Most tasks ask you to complete on a separate piece of paper. A4 lined paper can be collected from your tutor.
- The following subjects need to be completed in this booklet and carefully removed, so it can be handed to your teacher on the first day back: French, Graphics, Religious Education and Spanish.

The homework all have a significant focus on reading. If you do not read over the summer holidays your reading age **WILL** regress. There will be a **star prize** for the students who most improve their reading age over the break.

Enjoy your break  
Mr Whitfield  
Deputy Headteacher

## Support and Adaptations for Learners with Additional Needs

This homework booklet is designed to help students keep key skills fresh over the holidays and prepare for the demands next year. We understand learners have different needs, so here are some strategies that may support engagement:

- Break tasks into short chunks (10–15 minutes).
- Use visual aids or timers for focus.
- Encourage talking ideas through before writing.
- Offer choices (e.g. drawing, speaking, assistive tech).
- Create a calm workspace and praise effort.

**If your child has additional needs** and is feeling overwhelmed, you can make the parental choice to direct them to only complete the tasks in English, maths and science.

If you make this adaptation for your child, please make sure to email your child’s Head of Year and [senco@southfieldsacademy.com](mailto:senco@southfieldsacademy.com) to make them aware.

## The Importance of Reading Over the Holidays

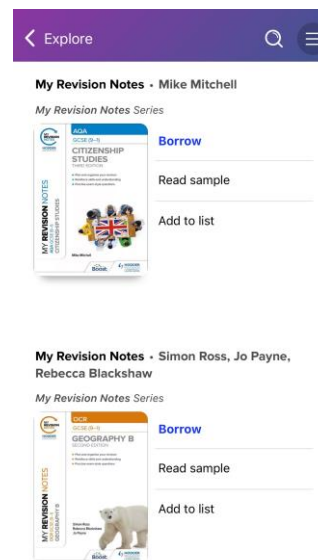
We also strongly encourage daily reading over the holidays—even just 10–15 minutes a day can make a real difference. Research shows:

- Reading regularly helps maintain vocabulary, comprehension, and fluency, which support progress across all subjects.
- It also builds emotional intelligence, concentration, and imagination.



To support with this, the school have subscribed to Sora, an app full of **free** audiobooks as well as E-readers.

Once downloaded, please make sure that students click on 'Add Library' from the menu to add the **'Better Libraries Digital Consortium'**. This will give student full access to browse an extensive library- including fiction and **revision guides**.



## Year 8 – English Summer Homework 2025

Complete the tasks below on A4 paper and bring it to your first English lesson after the holidays.

**TASK 1:** Next term, you will be reading a book set in the United States of America in the 1930s. Research EACH of the following:

- What is the American Dream?
- What were the “Roaring Twenties”?
- What was the Wall Street Crash?
- What is segregation? When did segregation end in America?
- What was the status of women in 1930s America?

**TASK 2:** Design an A4 poster called “America in the 1930s”.

In your poster, you should include:

- At least 30 words on EACH of the topics you researched for Task 1.
- Images which show what life was like for Americans in the 1930s

Look at the example below for inspiration on the kind of poster you *might* produce.



**TASK 3:** Imagine you are a poor worker living in America in the 1930s. Write a diary entry for a typical day.

You could include:


- What life is like for you
- What you've done that day
- What your hopes and dreams are

Write in the 1<sup>st</sup> person, and use a range of punctuation and sentence lengths.

**Possible paragraph starter:**

I thought life couldn't get any harder. Until today. I've moved from state to state, looking for a job, but...

# Year 8 Maths



**Design a research poster to showcase the following topics in an interesting and engaging way!**

The first two main topics in year 9 are

- Pythagoras' Theorem
- Probability

Please make a **research poster** on one of the above topics to hand in on your first maths lesson in September.

You must include the following points on your poster

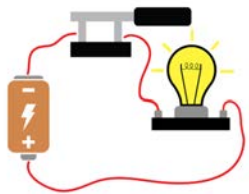
- Where do we use these topics in real life?
- What knowledge we need to know before we learn these topics?
- Where did these topics originate from? What's the history? Who came up with these topics?

Your poster can be on A4, A3, card, can be done on a computer or handwritten.

Make your poster colourful and be as creative as you can!

The best posters will be displayed in the maths department!

# Y8 Science Holiday Homework




This year you have learned about electricity - how to build circuits and how electrical energy is shared between components. This homework will consolidate and extend what you learned in the topic.

## Task 1: questions to consolidate what you have learned

1. Draw a circuit that has a cell, a bulb, a motor and an open switch.
2. Add a voltmeter to your drawing to show how you would measure the potential difference of the motor.
3. What would you observe when you turned on the switch?
4. What would you expect to see on your voltmeter?
5. Explain the reason for your expected observations.
6. Explain what would happen if you added a piece of wood to the circuit.

## Task 2: research task that will link to the electricity topic in Y9

1. What are the circuit symbols for the following components:
  - a. resistor
  - b. variable resistor
  - c. light dependent resistor (LDR)
  - d. light emitting diode (LED)
  - e. thermistor
2. What is the function of a thermistor?
3. Find examples of a thermistor in your home.
4. What is the function of a light dependent resistor (LDR).
5. Find examples of an LDR in your home.



## To impress your teacher next year complete the extension task below!

- Go on to this website <https://www.weareteachers.com/electricity-experiments/>
- Choose an activity that you can do at home
- Create a how to poster or video that informs someone:
  - what the activity is
  - what they will need i.e. equipment
  - how they can do it i.e. method
  - what to expect
  - questions someone could answer after completing the activity

## Extra Summer Science Activities:

- Visit the "Dinosaur Gallery" at the Natural History Museum - book a FREE ticket <https://www.nhm.ac.uk/visit/galleries-and-museum-map/dinosaurs.html>
- Visit the "Future of Food" Exhibition at the Science Museum - book a FREE ticket <https://www.sciencemuseum.org.uk/see-and-do/future-of-food> (opens 24th July)
- Visit the "Space: Could Life Exist Beyond Earth?" Exhibition at The Natural History Museum - child £7, <https://www.nhm.ac.uk/visit/exhibitions/space.html>
- Visit London Wetland Centre - £10.58 <https://www.wwt.org.uk/wetland-centres/london>

# ART HOMEWORK:

## DRAW YOUR FAVOURITE BOOK CHARACTER

This will be different from anyone else who reads the same book, because great characters make a unique impression on anyone who reads the story because of the individual response to the the story.

For example fans have loved Harry Potter and his friends for decades. This is because they are great characters and make a big impression on the reader through their adventures and personal decisions. Authors thoughtfully describe how they look and act to evoke emotions in the reader. They can be a good or a bad character?

### How will you start your design?

You want your design to reflect the characters personality, are they soft, round, and goofy? How can you show this by drawing.

Or perhaps lean and grumpy like The Grinch? You could even exaggerate certain features to create a more expressive and engaging character.

When designing your character consider if they come from somewhere hot or cold, this will impact what clothes they wear. What objects do they carry and what are they doing when you draw them. Look to your book for inspiration.

**CHARACTER NAME:**



**HARRY POTTER EXAMPLES -**  
But you can do any character you want.

## Year 8 into Year 9 Computing

Pre-learning the vocabulary for this upcoming year will help you grasp the new concepts more quickly and we hope you'll enjoy this year even more than the last.

R E O A G T U R F L K O C U A E R L S U P  
D R T R A I L E R C N E I P L O D U E H R  
N V I T L D N R E A O P I E C H A R T I S  
C O N D I T I O N A L F O R M A T T I N G  
M T L R C S G T D R A G P I W B F L S E Y  
Z I R A L P S H W E N A T C A I E M P H T  
S A E L C G S B D A E M I K C M S A R D G  
N B L I H M T A P U O E C F N A I E E K A  
C O R C E W P A R N U D H G M I E L A T I  
D L R F A E M Y O S T E A I E E C U D O M  
A T O E O R P I W N A V R G M N E E S N U  
R D P U H R T F O E M E T L R G L N H T O  
C S U I D I M I Y A L L E M K I L T E H A  
I P R N S A T U E U H O G L D N R S E P T  
B V N N M C R A L R C P I B K E E N T D O  
S R A E N Y C C O A A E M E D E F N T H C  
O R R U E N I A H M G R O C N R E R E T A  
T D F S I O R E C I A T S O N E R U H I A  
L E T U N F O R I D T E K N U A E I C R G  
M S N P A S S W O R D E E T O D N R I V E  
L S O A R N H U T S E N C I C M C F T O P  
A E D T B I P C O E U S T T P O E E A R J  
T N E S T O R Y B O A R D S U R D N J O C



Keyword	Category	Definition
Spreadsheet	Data Handling	
Cell Reference	Data Handling	
Formula	Data Handling	
Function	Data Handling	
Conditional Formatting	Data Handling	
Chart	Data Visualisation	
Pie Chart	Data Visualisation	
Storyboard	Video Editing	
Transition	Video Editing	
Password	Digital Literacy	
Trailer	Media Production	
Game Developer	Careers	
Cloud Architect	Careers	
AI Engineer	Careers	

## Year 8 Geography Homework

Over the holidays, complete the following three tasks.



1 – Tornadoes are an example of weather that is very rare in the UK. Most of the tornadoes that happen are in the USA. Create a report explaining the causes of tornadoes and why so many are found in the USA.

2 – Coral reef research - Choose 3-5 fascinating creatures that live in a coral reef ecosystem (e.g., specific types of coral, fish, sharks, turtles, invertebrates).

For each creature, create a Fact File that includes:

- **Name:** e.g. Clownfish
- **Habitat:** Where exactly on the reef does it live?
- **Diet:** What does it eat?
- **Special Adaptations:** How is it uniquely suited to life on the reef? (e.g., camouflage, stinging cells, symbiotic relationships).
- **Fun Fact:** Something amazing or unusual about it!
- **Picture:** A clear illustration or printed image.



3 – Read the following article on urban change in Wandsworth. You can access via the following link: <https://www.chartwelluk.com/articles/past-and-future-wandsworth-town-centre#/> or by using the QR code below.



In your own words, answer the following questions:

- a) How has Wandsworth changed? Name and explain two examples.
- b) How could this improve the lives of people living in Wandsworth?

## Year 8 HISTORY HOLIDAY HOMEWORK - WORLD WAR ONE: LIFE IN THE TRENCHES – The Battle of the Somme

### TASK

In year 9 you will be learning about World War One. Read this Newsround article and watch the videos to find out about the Battle of the Somme 1916. QR code here:

<https://www.bbc.co.uk/newsround/36641199>

Use the information as research to create a newspaper article about the Battle of the Somme. It can be about any aspect of the Battle.

Your article needs to include:

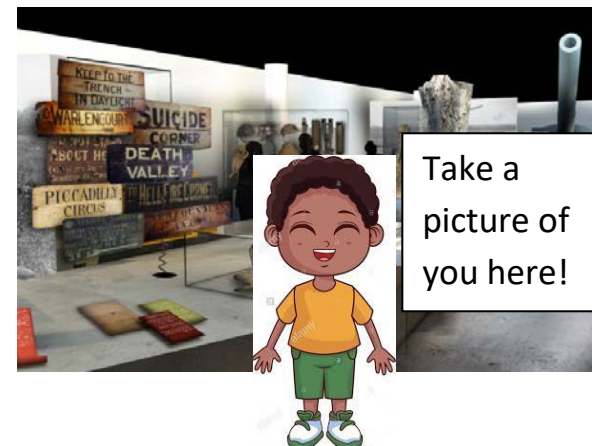
- A headline
- A photograph / image
- A soldier interview
- A summary of how the battle is progressing and its objectives.

If you want to please carry out further independent research on your own.



Super star Challenge (optional):

Visit the **World War One Exhibition at the Imperial War Museum near Waterloo**. Take a selfie to show your teacher in September.



Take a picture of you here!

# Y8 – Holiday Homework.

Using the knowledge gained in your lessons this year, clap the following rhythms at your own pace.

Right Hand



Left Hand



Right Hand



Left Hand



Right Hand



Left Hand



## PSHE Character Curriculum Homework - Year 8 into 9

### Social Effectiveness

#### Instructions:

**1. Explain if you agree or disagree with each of these people's thoughts on relationships. Justify by explaining what healthy and unhealthy behaviours are.**

A - "If a person keeps surprising their partner by turning up unexpectedly, like at work or at a friend's house, it's a good sign that they really like them".

B. "If a person is constantly checking up on you, asking where you are and who you are with in a way that makes it feel like you are being interrogated, they clearly have some issues and you should walk".

C " If someone criticises their partner's friends and family all the time, trying to suggest they shouldn't see them, I think it's a really unhealthy sign."

D -" I care about the way I look and I expect my partner to do the same. If they do not look good in what they are wearing, I'll say so and suggest something better. I just want us both to look our best"

E- "It's okay in relationships to get things wrong sometimes – like saying things that don't come out right or falling out over what movie to watch. It means sometimes people break up over misunderstandings but then they can talk it through and get back together. It is no big deal. The key thing is if a person doesn't listen if you say you need space – then that's not okay and they need to back off".

**2. Explain what strategies there are for managing difficult relationships effectively and legally.** (Keywords to use, boundaries, consent, respect, trust, coercive control, abuse and illegal).

3. Allan's mother has just purchased a new iphone for him. She is worried about ensuring he is safe while using the phone. **What can Allan do to keep himself safe and stop his mother worrying?**

4. Sumaya has had a falling out with her teacher. Last lesson she answered back, got rude and stormed out of the lesson. **What can she do to resolve this conflict? Consider the best way she could ensure they have a healthy relationship going forward.** Think about what Sumaya has to lose if she is in her GCSE maths lesson she is not learning.

## RE - Year 8 into Year 9 holiday work



Next year your first RE unit will be all about the after-life.

Read the selection of ghost stories below and choose your favourite.

A) 'I just saw my reflection blink.'

B) 'I begin tucking him into bed and he tells me, "Daddy check for monsters under my bed." I look underneath for his amusement and see him, another him, under the bed, staring back at me quivering and whispering, "Daddy there's somebody on my bed."

C) 'She wondered why she was casting two shadows. After all, there was only a single lightbulb.'

*D) 'I always thought my cat had a staring problem, she always seemed fixated on my face. Until one day, when I realized that she was always looking just behind me.'*

### **Tasks:**

1) Draw a picture of what you think the story is about.

2) Now write your own ghost story continuing on from the sentence that you chose.

Extension: Do you think ghosts are real? Explain your answer.

## Las vacaciones

## 1. Match the Spanish word to its English meaning:

El español	El inglés
a. la playa	1. the hotel
b. el avión	2. the mountains
c. el hotel	3. the plane
d. las montañas	4. the beach
e. la maleta	5. the suitcase

## 2. Complete these sentences with one of these words: (playa, hotel, pasaporte, avión, vacaciones)

- Me gusta ir a la \_\_\_\_\_ en verano.
- Siempre llevo mi \_\_\_\_\_ cuando viajo.
- Vamos al \_\_\_\_\_ con mi familia.
- Tomamos el \_\_\_\_\_ desde Londres.
- Mis \_\_\_\_\_ favoritas son en agosto.

## 3. Build 2 sentences using: fui, con mi familia, a España, en tren, en verano, visité, comí paella, nadé en el mar

- \_\_\_\_\_
- \_\_\_\_\_

## 4. Read and answer in English:

*El verano pasado fui a Italia con mi madre y mi hermana. Viajamos en avión y nos alojamos en un hotel cerca del mar. Nadé todos los días y comí mucha pizza. ¡Fue fenomenal!*

- Where did they go? \_\_\_\_\_
- Who with? \_\_\_\_\_
- How? \_\_\_\_\_
- What did they eat? \_\_\_\_\_
- How was it? \_\_\_\_\_

## 5. Translate into English:

- Me gusta ir de vacaciones con mis amigos.
- Viajamos en coche a Francia.
- El hotel era muy grande y moderno.