

# Year 9

# Holiday

# Homework



Summer 2025

## CONTENTS

<b>SUBJECT</b>	<b>PAGE</b>
<b>Introduction</b>	<b>3</b>
<b>Support</b>	<b>4</b>
<b>English</b>	<b>5</b>
<b>Mathematics</b>	<b>6</b>
<b>Science</b>	<b>7</b>
<b>3D Design</b>	<b>8</b>
<b>Art</b>	<b>9</b>
<b>Business</b>	<b>11</b>
<b>Citizenship</b>	<b>12</b>
<b>Computer Science</b>	<b>13</b>
<b>Geography</b>	<b>14</b>
<b>Graphics</b>	<b>15</b>
<b>Health &amp; Social Care</b>	<b>16</b>
<b>History</b>	<b>17</b>
<b>Music</b>	<b>18</b>
<b>Sociology</b>	<b>20</b>
<b>Spanish</b>	<b>21</b>
<b>Travel &amp; Tourism</b>	<b>22</b>

# Year 9 Holiday Homework

2025



- Please complete homework sheets for English, mathematics and science. Then complete only the subjects that you have chosen in Year 10.
- You will need to submit homework to individual subject teachers on your first lesson back in September.
- Most tasks ask you to complete on a separate piece of paper. A4 lined paper can be collected from your tutor.
- The following subjects need to be completed in this booklet and carefully removed, so it can be handed to your teacher on the first day back: French, Graphics, Religious Education and Spanish.

The homework all have a significant focus on reading. If you do not read over the summer holidays your reading age **WILL** regress. There will be a **star prize** for the students who most improve their reading age over the break.

Enjoy your break

Mr Whitfield

Deputy Headteacher

## Support and Adaptations for Learners with Additional Needs

This homework booklet is designed to help students keep key skills fresh over the holidays and prepare for starting KS4 courses. We understand learners have different needs, so here are some strategies that may support engagement:

- Break tasks into short chunks (10–15 minutes).
- Use visual aids or timers for focus.
- Encourage talking ideas through before writing.
- Offer choices (e.g. drawing, speaking, assistive tech).
- Create a calm workspace and praise effort.

**If your child has additional needs** and is feeling overwhelmed, please remind them that the expectation is to complete the tasks in English, maths and science as well as their three option subjects.

It could be helpful to look at the contents page with them and highlight the task that apply to them, as not all will.

## The Importance of Reading Over the Holidays

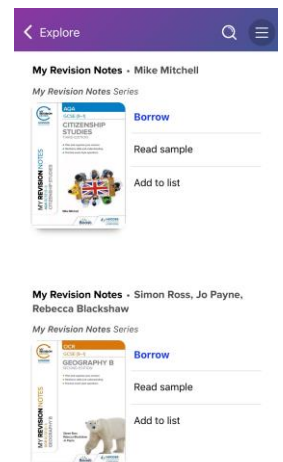
We also strongly encourage daily reading over the holidays—even just 10–15 minutes a day can make a real difference. Research shows:

- Reading regularly helps maintain vocabulary, comprehension, and fluency, which support progress across all subjects.
- It also builds emotional intelligence, concentration, and imagination.



To support with this, the school have subscribed to Sora, an app full of **free** audiobooks as well as E-readers.

Once downloaded, please make sure that students click on 'Add Library' from the menu to add the '**Better Libraries Digital Consortium**'. This will give student full access to browse an extensive library- including fiction and **revision guides**.



## Year 9 – English Summer Homework 2025

**Complete the tasks below on A4 paper and bring it to your first English lesson after the holidays. In this extract, taken from the middle of a novel, a hobbit named Bilbo Baggins enters the lair of a dragon named Smaug and steals a golden cup.**

He was altogether alone. Soon, he thought, it was beginning to feel warm. “Is that a kind of a glow I seem to see coming right ahead down there?” he thought. It was. As he went forward, it grew and grew, till there was no doubt about it. It was a red light steadily getting redder and redder. Also, it was now undoubtedly hot in the tunnel. Wisps of vapour floated up and past him and he began to sweat. A sound, too, began to throb in his ears, a sort of bubbling like the noise of a large pot galloping on the fire, mixed with a rumble as of a gigantic tom-cat purring. This grew to the unmistakable gurgling noise of some vast animal snoring in its sleep down there in the red glow in front of him.

It was at this point that Bilbo stopped. Going on from there was the bravest thing he ever did. The tremendous things that happened afterward were as nothing compared to it. He fought the real battle in the tunnel alone, before he ever saw the vast danger that lay in wait. At any rate, after a short halt, go on he did; and you can picture him coming to the end of the tunnel, an opening of much the same size and shape as the door above. Through it peeps the hobbit’s little head. Before him lies the great bottommost cellar or dungeon-hall of the ancient dwarves right at the mountain’s root. It is almost dark so that its vastness can only be dimly guessed, but rising from the near side of the rocky floor there is a great glow. The glow of Smaug!

There he lay, a vast red-golden dragon, fast asleep; thrumming came from his jaws and nostrils, and wisps of smoke, but his fires were low in slumber. Beneath him, under all his limbs and his huge coiled tail, and about him on all sides stretching away across the unseen floors, lay countless piles of precious things, gold wrought and unwrought, gems and jewels, and silver red-stained in the ruddy light. Smaug lay, with wings folded like an immeasurable bat, turned partly on one side, so that the hobbit could see his underparts and his long pale belly crusted with gems and fragments of gold from his long lying on his costly bed. Behind him where the walls were nearest could dimly be seen coats of mail, helms and axes, swords and spears hanging; and there in rows stood great jars and vessels filled with a wealth that could not be guessed. To say that Bilbo’s breath was taken away is no description at all. There are no words left to express his astonishment, since Men changed the language that they learned of elves in the days when all the world was wonderful. Bilbo had heard tell and sing of dragon hoards before, but the splendour, the lust, the glory of such treasure had never yet come home to him. His heart was filled and pierced with enchantment and with the desire of dwarves; and he gazed motionless, almost forgetting the frightful guardian, at the gold beyond price and count.

**Question 1:** Read the first paragraph. List four things that Bilbo Baggins sees and hears in the tunnel. (4 marks)

**Question 2:** Read the last two paragraphs. How does the writer use language to describe the dragon and his lair? Write two paragraphs using the paragraph structure you’ve been taught by your teacher. (8 marks)

Remember to: Use quotes; zoom in on the writer’s choice of language, techniques, sentence lengths and/or punctuation; explain the effect on the reader

**Question 3:** How has the writer structured the text to create tension? You should write one paragraph on the beginning, one on the middle and one on the end. (8 marks)

Remember to consider: Changes in pace, characterisation, atmosphere and/or narrative focus

**Question 4:** Write a story about a magical place. This should be between 400 words and 600 words long. (40 marks)

You should apply what you’ve learned in English lessons this year on creative writing, including: having a clear structure, e.g. Freytag’s Pyramid; clearly describing setting and character; and using a range of vocabulary, punctuation and sentence structures.

## Y9 Summer Holiday Homework

### Mathematics



Year 9,

Your class teacher will have given you a booklet of questions to complete over the summer holidays. You must answer all the questions and **bring back the completed the booklet on your first lesson back in September.**

The questions in the booklet are on a select few topics that you have covered in year 9. Please use your exercise books or maths websites to help you if you are stuck on a question.

Have a good summer.

Ms Ahmad

#### Useful websites

- BBC Bitesize
- Maths Genie
- Corbettmaths
- Sparx maths – Click on independent learning to get help on a specific topic

## Year 9 Science Holiday Homework

In year 10 you will learn about communicable diseases. This homework will prepare you for the topic and give you the opportunity to learn more about common infectious diseases and how to prevent and treat them.

### Define

Pathogen:

Communicable:

Disease:

**Select TWO of the common communicable diseases below:**

HIV Cholera Covid-19 E.coli Measles Athletes Foot Gonorrhoea Rose Black spot


Carry out some research to answer these questions

What is the name of the pathogen that causes the disease?		
What type of pathogen causes the disease (bacterium, virus, fungus)		
How does the disease spread?		
What are the common signs and symptoms?		
How can the disease be prevented and treated?		

If we become infected with a disease our bodies have an immune system that responds!

Answer these questions below about our body's response using the QR code:

1. What is the name of 2 types of white blood cells?
2. What do some pathogens produce that make us feel ill?
3. What is an antigen?
4. What is a memory cell?



# 3D Summer Holiday Homework.


## Design Brief -

Design a kitchen utensil inspired by a famous designers own style.

**Task - 1 / Research one of the below suggested designers.**

**Suggested Designers - Philippe Starck, Dieter Rams, Marc Newson**

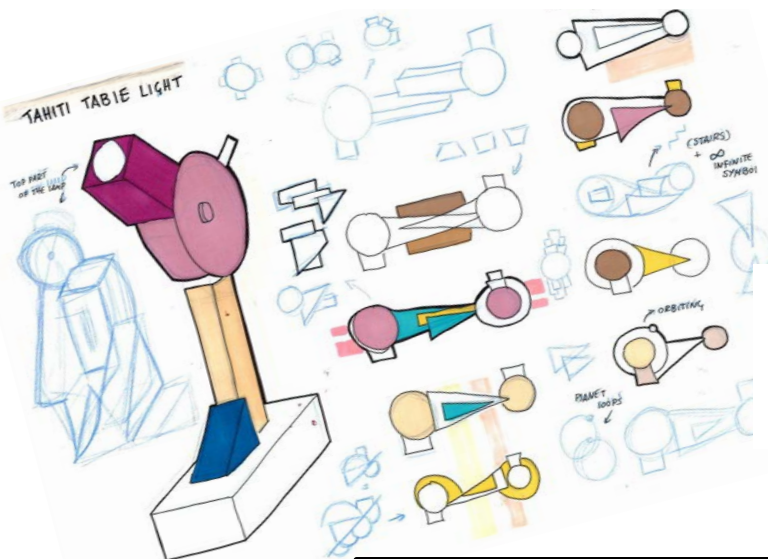
How - Find a 10-20 different objects they have designed and position attractively on a single slide. Also find out them as a person - where they work, who with and any hobbies that influences their work.



Research Examples

**Task - 2 / Design a kitchen utensil in their style.**

How - Quantity makes quality. You should look to sketch 10 different designs, without rubbing out before then designing your final one. You will need to include annotation to explain your design features and what makes it so special, as well as to keep a record for your own thoughts on what works.



You should have lots of small sketches and 1 larger final sketch.

You will be required to present and develop this idea when you start your GCSE in 3D Design. This can be on paper or on google slides/powerpoint.

All art is made up of the below *formal elements*. To help prepare you for the start of your GCSE, find out what each of the below formal elements mean and write a short definition in the box below each word. Also attach an image below, this could be a photograph, an illustration, a postcard, a newspaper or magazine clipping that shows that formal element off in a great way! To help you start value has been done.

## LINE

## TEXTURE

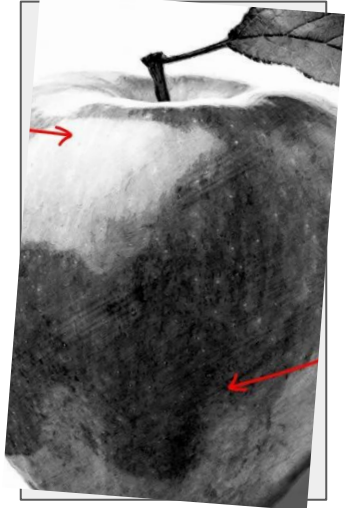
## SHAPE

## FORM

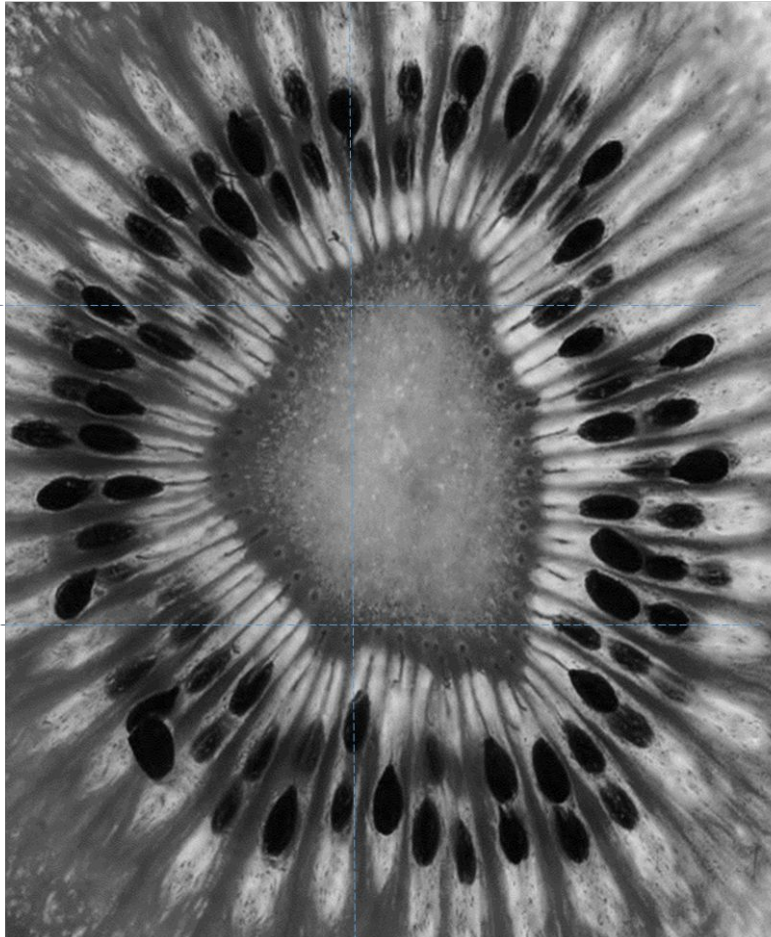
## COLOUR

## VALUE

*Value refers to the lightness or darkness of the colour, like in the apple below that has dark shadows and lighter highlights.*



# YEAR 9 ART GCSE SUMMER WORK B




Task 1 Copy the image one square at a time into the grid **lightly** using pencil. Carefully draw the **shapes**. Apply and **blend** a range of **tones: light, medium & dark** and use **mark-making** to show texture.

## Year 9 into Year 10 Holiday Homework – GCSE Business

### ★ Why Business?

Business is everywhere – from the local bakery to global brands like Apple and Nike. This subject helps you understand how businesses work, how they make money, market their products, and make decisions. Whether you want to run your own business or work in finance, marketing, or management, GCSE Business is a great foundation.

### **Task 1: Basic Business Research: Answer the following questions in full sentences. Use the internet (or visit the business if possible) to help you.**

🔍 Your Task: Investigate a Real Business! Choose ONE of the following businesses to research, and answer the questions that follow:

Greggs  
JD Sports  
Nando's  
Apple  
Your local corner shop

- What does the business sell or provide?
- Who are their main customers?
- Is the business local, national, or international?
- What type of business is it? (e.g. sole trader, partnership, private limited company) – You may need to research what these mean!
- How do you think the business makes money (revenue)?
- What makes the business successful?

### **Task 2: The Marketing Mix (The 4 Ps)**

Using your chosen business, explain briefly how you think they use the 4 Ps of marketing:

Product – What do they sell?

Price – Is it high, low, or in the middle? Why?

Place – Where can you buy their product/service?

Promotion – How do they advertise or attract customers?

### **Task 3: The Dynamic Nature of Business**

Business is always changing. New business ideas are often created because of changes in technology, changes in what consumers want, or because old products become outdated. For example, Netflix started as a DVD rental business, but as technology improved and people wanted to stream shows online, Netflix adapted and became a global streaming service. Consumers now expect to watch movies instantly on phones and TVs. This change made DVD rentals almost obsolete. Businesses must keep up with changes like these to stay successful and meet customer needs.

### Questions:

- Give one reason why new business ideas come about.
- What does the word obsolete mean?
- Why do businesses need to adapt to changes in technology and consumer wants?
- How did Netflix change its business model over time?

## GCSE Citizenship Studies – Summer Holiday Homework

Welcome to Citizenship Studies! This course helps you understand how society works in the UK and the wider world and how you can actively participate. You will explore topics like politics, law, human rights, and living in a diverse and multicultural society.

### Homework Overview:

Complete the tasks outlined in this document over the summer and bring it to your first lesson.

The tasks you will complete will prepare you for the first two topics you will learn in Year 10. These are:

1. **Life in Modern Britain:** This looks at what makes British society today, including who we are and how different people live together. It also covers how the media and the UK's role in the world affect our lives.
2. **Rights and Responsibilities:** This topic explains the laws that keep people safe and fair and how the justice system works. It also shows how everyone has rights to protect them and responsibilities to follow the law and help make society better.

You will develop skills in research, reflection, and keeping up with current events.

### Task 1: Research and Reflect – How Does Government Affect My Life?

The government is a group that makes decisions and runs the country. They create laws, provide public services, and keep people safe. Examples include the NHS (healthcare), police (law and order), schools (education), and local councils (rubbish collection and libraries). Choose a public service (e.g., NHS, police, schools, local councils) which the Government provides and write a report or blog using the questions below as a guide. Your report or blog should not be more than 200 words. :

1. What is public service and what does it do?
2. Who pays for it? (Usually taxes)
3. How does it affect your life or community?
4. What rights and responsibilities do citizens have regarding this service?


### Task 2: Weekly News Summary – Political Events

For six weeks, find one important political or citizenship-related news story each week (government decisions, elections, protests, laws, debates). Write a short summary answering:

1. What happened?
2. Who was involved?
3. Why is it important?
4. What is your opinion or how might it affect people?

## Year 9 into Year 10 GCSE Computing

We'd like you to create a Python programming helpsheet. Head to [w3schools.com/python](https://www.w3schools.com/python) and find examples of code and their meanings to help you create your own help sheet below. You'll use this in your programming lessons next year.

Python Cheat sheet	
<b>Inputs &amp; Output</b>	<b>Variables &amp; Data Types</b>
<b>If Statements &amp; Comparisons</b>	<b>Loops</b>
<b>Functions</b>	<b>Useful websites</b>
	<b>More help</b>
	<a href="https://www.w3schools.com/python">https://www.w3schools.com/python</a>

## Year 9 Summer Holiday Homework 2025

### Task:

Create Fact files on the following case studies which will get you ready for Year 10 Geography!

A fact file looks like a side of A4 with a map, key information, and a maximum of 1 photo.

Bullet point your information so it is clear and concise.

You can handwrite or type this.

Use your little green book to help you too.

#### Physical Landscapes in the UK

- Landforms of the River Tees



- Coastal Management at Lyme Regis



#### The Living World

- The Borneo Rainforest (tropical rainforest; deforestation; sustainable management)



- The Thar Desert (hot desert; opportunities and challenges; desertification; sustainable management)



#### The Challenges of Natural Hazards

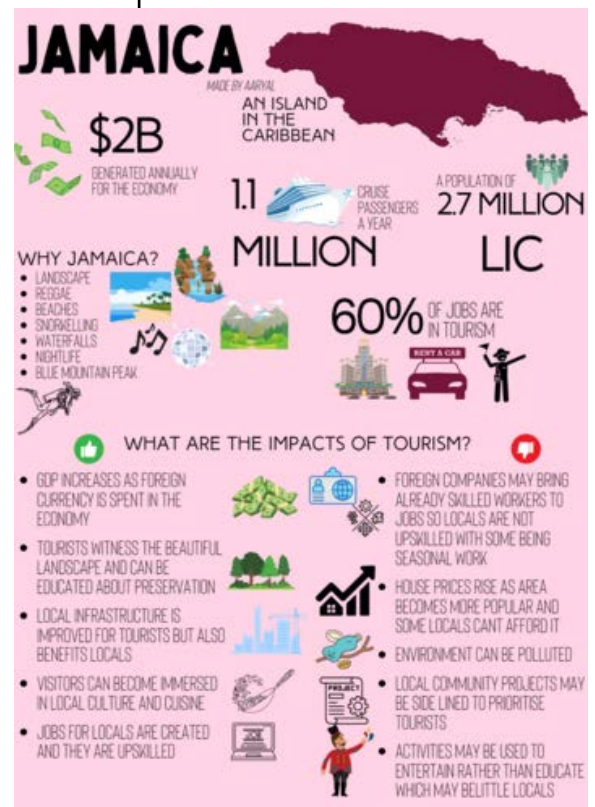
- Christchurch Earthquake



- Haiti Earthquake



- Typhoon Haiyan



Here is an example of a great fact file.

# Graphics Summer Holiday Homework.




## Design Brief -

Design a logo for a new sports drink inspired by a famous designers own style.

Task - 1 Research one of the below logo designers.

Suggested Designers - Saul Bass, Alan Fletcher, Marina Willer, Milton Glaser

How - Find 8-12 logos that they have designed and position attractively on a single slide. Also find out them as a person - where they work, who they work with, and anything that influences their work.



Task - 2 Design a logo for new sports drink 'PowerFuel'

New sports drink 'PowerFuel' want a logo for their brand. It should reflect their brand message of energy and movement.

How - Quantity makes quality. You should look to sketch 10 different designs, without rubbing out before then designing your final one. You will need to include annotation to explain your logo features and what makes it so special, as well as to keep a record for your own thoughts on what works.



## Health and Social Care

### Component 1: Human Lifespan Development

#### Task 1 - development during infancy

Watch an episode of Babies on Netflix (see QR code below).

Choose one baby to follow and observe how they grow and change. Create a table or mindmap to make notes on the following behaviours:

- Physical development e.g. growth, sitting, crawling, walking etc
- How the baby feels or shows emotions
- How the baby interacts with others and builds relationships
- Any other behaviours that the baby learns or figures out

#### Task 2 - comparing infancy to early childhood

Now watch clips from The Secret Life of 4, 5 and 6 year olds (see QR code below). Record the same information as above (physical, emotions, relationships and other) and then write at least one paragraph where you compare what is different and what is the same. You might want to consider:

- How their physical strength develops
- How their emotions change
- How their relationships grow
- What new learning appears

#### Task 3: Late adulthood around the world

Read the article about how people in Okinawa (Japan), a blue zone, live longer and healthier lives (see QR code below). Note down and explain five reasons why this might be the case and then answer the following questions:

- 1) What physical (exercise and nutrition) habits might help you to enjoy later adulthood?
- 2) What social and emotional lifestyle habits might help you to enjoy later adulthood?
- 3) Can you see any similarities or differences between late adulthood in Okinawa and in the UK?

#### Task 1



#### Task 2



#### Task 3



# History - Year 9 Holiday Homework Summer 2025 – ONLY for students taking history GCSE



## TASK 1

In Year 10 your GCSE will start with learning about Early Elizabethan England c.1558-1590. In preparation for this you need to research and create a fact file on **Sir Francis Walsingham** and on **Sir Walter Raleigh**.

For **Sir Francis Walsingham** your fact file needs to include:

1. Who was he? (background)
2. When did he live?
3. How did he help Elizabeth I?
4. What is he most famous for?

For **Sir Walter Raleigh** your fact file needs to include:

1. Who was he? (background)
2. When did he live?
3. How did he help Elizabeth I?
4. What is he most famous for?



The information should be carefully set out with illustrations if appropriate. You could use BBC bitesize to help you, there are also video clips available.

## TASK 2

Write the definition of the following key words. Make sure you can spell them and know how to use them in context. You will be tested on these words in your first lessons back.

- |                                   |                          |                            |
|-----------------------------------|--------------------------|----------------------------|
| 1. Armada                         | 7. Heir                  | 14. Privy Council          |
| 1. Astrolabe                      | 8. Justices of the Peace | 15. Protestant reformation |
| 2. Clergy                         | 9. Mass                  | 16. Puritans               |
| 3. Colony                         | 10. Monopoly             | 17. Recusants              |
| 4. Dissolution of the Monasteries | 11. New World            | 18. Succession             |
| 5. Excommunicate                  | 12. Pope                 | 19. Vagabonds              |
| 6. Galleon                        | 13. Privateer            | 20. Vatican                |

Your fact files on Sir Francis Walsingham and Sir Walter Raleigh and a full list of the key words and definitions should be handed in to your class teacher on the **first lesson back in September**. Remember – you are trying to impress your new teacher.



### Superstar Challenge (optional):



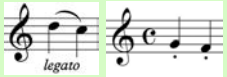











Visit the **National Portrait Gallery at Trafalgar Square** and take a picture of yourself next to one of the Tudor monarch's portraits. Show it to your teacher in September. Look carefully at the portrait. What image is the monarch trying to project?



Take a picture of you here!



# Musical Features and Keywords

	<i>Feature</i>	<i>Meaning</i>	<i>Keywords</i>	<i>Symbols</i>
	<b>Dynamics</b>	How loud or quiet	<b>Pianissimo, Piano, Mezzo Piano, Mezzo Forte, Forte, Fortissimo.</b>  <b>Crescendo, diminuendo</b> <b>Terraced</b>	<i>pp, p, mp, mf, f, ff</i> <i>cresc. dim.</i>  < >
	<b>Articulation</b>	How notes are played and phrased together	<b>Legato, Staccato, Marcato, Sostenuto, Staccatissimo</b>	
	<b>Tempo</b>	Speed	<b>BPM, Largo, Adagio, Andante, Moderato, Allegro, Vivace</b>	(IE): ♩ = 70 bpm
	<b>Tonality</b>	Tone, key, mood	<b>Major</b> (Happy, bright), <b>Minor</b> (Dark, sad, mysterious), <b>Modulation</b>	
	<b>Pitch</b>	High or low	<b>Ascending, Descending, Conjunct, Disjunct</b>	
	<b>Texture</b>	How many lines and the way they interact with one another	<b>Unison, monophonic, homophonic, polyphonic</b> (contrapuntal), melody & accompaniment. Call and response / imitation.	
	<b>Instrumentation</b>	What instruments / forces / ensembles	Orchestra (strings, brass, woodwinds, percussion), band, jazz band, big band, choir etc...	
	<b>Timbre</b>	Quality/colour of the sound that an instrument makes	Rich, bright, shiny, shimmering, mellow, dark, brassy, buzzy, warm	
	<b>Structure / Form</b>	How sections are laid out	ABA, Sonata Form, Verse-Chorus etc...	
	<b>Rhythm</b>	How notes are arranged through time	Semi-quavers, Quavers, Crotchets, Minims, Breves, Triplets, Swing, rests.	 etc...
	<b>Time Signature / metre</b>	How many beats in a bar	2/4, 3/4, 4/4, 6/8, 5/8 etc...	



## Your Task: Create a Mini Sociology Research Poster

### What You'll Do:

You'll choose a social theme, investigate it through simple research (like watching something or talking to people), and present your findings as a visual poster.

### Step-by-Step Instructions:

1. Pick One of These Themes:
  - Gender roles
  - Family life
  - School and education
  - Crime and deviance
  - Social class or inequality
  - Media and young people
2. Investigate:

Use one or more of these simple research methods:

  - Observe a TV show, advert, social media trend, or public space
  - Interview 2–3 people (family, friends, peers)
  - Reflect on your own experience related to the theme
  - Take quick notes!
3. Create Your Poster (A3, A4, or digital)
  - Include these sections on your poster:

Section	What to Include
Title	Your theme/topic
Research Question	The key question you're exploring
Method	What you observed or who you spoke to
Findings	Key patterns, quotes, or surprises
Interpretation	What this tells you about society
Questions	What you still want to know
Reflection	What this task taught you about sociology
Optional Extra	Watch a documentary or article and link it to your topic

Use colours, arrows, diagrams, or images — make it visual and creative!

### Deadline: First sociology lesson in September

Bring your poster (printed or on a device) to share with the class!

### Need Inspiration?

**Watch:** The Social Dilemma, Educating Essex, *Blue Story* (Must watch with parents or guardian)

Think about adverts, family routines, your school experience, or what you see online

Scan QR code and make a copy of this template and complete your poster:



Ask your teacher or email: [adrian.samuels@southfieldsacademy.com](mailto:adrian.samuels@southfieldsacademy.com)

**Part 1: Read the following text and answer the questions**

*Hola. Me llamo Ana y tengo quince años. Vivo en una ciudad bastante animada con mi familia. En mi opinión, es esencial ir al parque y pasar tiempo con mis amigos porque es increíblemente divertido. También me gusta mucho escuchar música pop.*

*Este fin de semana, voy a celebrar mi cumpleaños. Primero, mis padres y yo vamos a ir de compras para comprar ropa nueva. Luego, por la tarde, voy a cenar en mi restaurante favorito con mi familia y algunos amigos. El domingo, vamos a ir al cine para ver una película verdaderamente divertida. Estoy muy emocionada y sinceramente creo que va a ser un fin de semana inolvidable. El próximo verano, voy a ir de vacaciones a la playa con mis abuelos. ¡Va a ser absolutamente genial porque me encanta el sol brillante y nadar en el mar cristalino!*

**Questions:**

1. How old is Ana? a) Fourteen b) Fifteen c) Sixteen
2. What does Ana like to do in her free time? a) Go shopping b) Listen to pop music c) Read books
3. What is Ana going to do on Saturday afternoon? a) Go to the cinema b) Have dinner at her favourite restaurant c) Visit her grandparents
4. Who is Ana going to the cinema with on Sunday? a) Her family b) Her friends c) Not mentioned
5. Where is Ana going for her holiday next summer? a) The mountains b) The city c) The beach
6. Why is Ana excited about her summer holiday? a) She likes spending time with her grandparents b) She loves the sun and swimming in the sea c) She will buy new clothes

**Part 2: Write a paragraph in Spanish (approximately 80-100 words) that includes the following bullet points**

- A description of yourself: What are you like? (e.g., your personality, appearance).
- Your hobbies: What do you like to do in your free time? Mention at least two activities.
- Future plans: What are you going to do next summer? Mention at least two things using the near future tense (ir + a + infinitive).
- Holiday packing: Imagine you are going on holiday to a Spanish-speaking country. What three things are you going to pack in your suitcase?

**Checklist for written piece:**

- **A range of tenses**
- **Connectives**
- **Opinion phrases and adjectives**
- **Correct verb conjugations**

## BTEC Tech Travel and Tourism

Miss Hodgson/Miss Meah

### Task:

Use the internet to research the following components of the UK travel and tourism industry:

- Accommodation providers
- Transport operators
- Visitor Attractions
- Tour Operators
- Travel Agents
- Tourism Promotion
- Ancillary Services

For each component, do the following:

1. Describe what each component does – what is its role?
2. Give one example of an organisation for each component.
3. List the main products and services offered by each organisation.

Present your work as you wish.

Example:

### Accommodation Providers

- Accommodation providers offer places for people to stay when they travel.
- An example is Premier Inn which is a budget hotel.
- They offer products and services such as comfortable rooms for short or long stays, breakfast and dining options, free Wi-Fi and parking.

*Please make sure you bring your work to your first lesson after the holidays, ready to use.*