

Year 12 Holiday Homework



Summer 2023

Index

Please tick subject when complete

- ☐ Applied science
- ☐ Art
- ☐ Biology
- ☐ Business
- ☐ Chemistry
- ☐ Computer science
- ☐ 3D Design
- ☐ Economics
- ☐ English Literature
- ☐ Geography
- ☐ Graphic design
- ☐ Health and Social care
- ☐ History
- ☐ IT CTEC Introductory Diploma
- ☐ Maths A Level
- ☐ Maths A Level Further Maths
- ☐ Maths - Core
- ☐ Physics
- ☐ Politics
- ☐ Psychology
- ☐ Sociology
- ☐ Sport CTEC
- ☐ Travel & Tourism

Deadline: Bring to your first subject lesson at the start of the new term.

Year 12 BTEC Applied Science

Disorders of the Lymphatic System

Research the following topic, creating a word document by September:

Your presentation should include:

- Information on what is meant by the lymphatic system.
- A diagram of the lymphatic system.
- A description of the signs of Hodgkin Lymphoma.
- An evaluation of the treatments for Hodgkin Lymphoma.

Your report must be referenced in the normal style.

Year 12 Art

The next unit will be fine art printmaking, we will be focussing mostly on techniques and experimentation.

Task 1 - Collect:

Collect as many surfaces for printing as possible - this could be paper / card / magazines / packaging / wallpaper etc. Anything that can be used to print onto. We will use this for experimentation and for backgrounds for our printmaking

Task 2 - Research - Printing techniques:

For this unit it is important you understand various printing techniques. Please produce a research page for each technique on google classroom (this can be transferred to your books later) about the following printmaking techniques.

Block printing / Lino printing / Mono printing

Try and find out the following:

Where did the technique originate and when? (e.g block printing originated in China around 4,000 years ago).

What are the traditional methods of this technique?

What are more contemporary / modern practices with this technique? (or is it still very much the same?)

Are there any famous artists / designers that use this technique? (Fashion / printmakers for example)

How does the process work?

What kind of effect is achieved through using this technique?

What tools / materials are required?

Task 3 - Observe:

London is home to tens of galleries, many of them free to visit. Go and see one.

The recommended ones are Design Museum, Tate Modern, National Picture Gallery, National History Museum, Victoria and Albert Museum and many others. Many of them are completely free and have hidden treasures like the gemstones at the National History Museum.

Expected - 10-20 images on your phone/sketchbook/google classroom documenting your trip.

You will experiment with these techniques when you return in September so please be prepared for the first lesson back.

Year 12 Biology

Dear Y12 Biologists,

Well done on a successful year's work and for completing the AS Biology Public Examination. You are all improving, trust in that.

Use this summer to rest but also consolidate your AS Level Biology content and technique.

In your first A-level Year 13 Biology lesson you will sit an AQA Paper 3 essay question under exam conditions (Paper 3 section B). You will have 45 minutes (Planning time + 38 minutes to write the essay). This will be marked using the AQA marking framework.

We expect you to complete the following tasks:

- Read through the AQA marking framework for the essay titles found in the 2018 paper 3. The marking framework is the same every year, however the topics you can include in your essay is dependent on the essay titles.

You should be able to find it by just searching for: 'AQA Biology paper 3 mark scheme 2018'. The section about the essay is p.13-17.

If you are struggling to find it here is a link: <https://filestore.aqa.org.uk/sample-papers-and-mark-schemes/2018/june/AQA-74023-W-MS-JUN18.PDF>

- Complete an essay on one of the two essay titles from that year.
 - The importance of the control of movement in cells and organisms
 - The importance of interactions between cells and between organisms.
- Revision to ensure further progress in the essay.

Mr. Norris

Ms. Toffolo

Mr. Clarke

Ms. Fox

Year 12 Business Holiday Homework

In preparation for your Unit 1 & Unit 2 exam resits in January 2023, use the summer holidays as an opportunity to start recalling all of the topics that were covered in year 12 for both units.

Task 1 - Keywords

Using your revision booklets and textbooks, make a list with definitions of all the key terms for every Learning Objective in both Unit 1 & Unit 2.

Task 2 - Mind maps

Using your notes from lesson, your textbook and your keywords, complete 3 mind maps on the following topics:

1. How functional areas of businesses work together to support the activities of businesses
2. Financial information to check the financial health of businesses
3. Impact of external influences on a business ensuring that you discuss PESTEL and SWOT

Task 3 - Revision workbooks

Complete the following revision workbooks - you will need to use your textbooks. If you do not have access to a textbook, use the online version in GC.

Unit 1:

https://drive.google.com/drive/folders/0AP4Sas1dA_qGUk9PVA

Unit 2:

https://drive.google.com/drive/folders/0AP4Sas1dA_qGUk9PVA

Year 12 Chemistry

What is nuclear magnetic resonance (NMR)?

Research the following topic, creating a presentation for September:

Your presentation should include:

- Information on what NMR is (at a sub-atomic level); specifically describing what resonance is.
- Information on the history/development of NMR.
- What tetramethylsilane is and its use in chemical shift.
- The uses of NMR, including C-13 NMR and proton NMR.
- Why there is splitting in the peaks of proton NMR.

A-Level Computer Science

You are now firmly into the analysis section of your Computing Project. Over the summer you will complete this section and make a start on the design.

You must read the project books that were purchased for you for guidance. You must read the CraignDave project document that explains what you should include for each section.

Your tasks are on Google Classroom.

For completion over the summer break:

1. Analysis - 5 - Features and limitations of proposed solution
2. Analysis - 6 - Requirements
3. Analysis - 7 - Success criteria
4. Design - 1 - Problem breakdown and structure of solution
5. Design - 2 - Usability features

You will not be able to cram this into the last day of the holiday.

You run the risk of not progressing if this work is not completed.

Remember, refer to the mark scheme to see where you can pick up the marks. It is imperative that you include every bullet point in your project.

Justify everything you write and relate it back to stakeholder conversations, research done and requirements gathered.

Have a productive summer break.

Any issues, sam.berner@southfieldsacademy.com

Year 12 3D Design

You will be using a range of materials and techniques in Yr 13, so in order to prepare for that I will be asking you to watch these videos and create a step by step guide on how these techniques are carried out.

<https://www.youtube.com/watch?v=YA9a4pwHjMs>

How I Make Silicone Moulds | Seriously Creative
Seriously Creative Channel

<https://www.youtube.com/watch?v=jL7rq3UVQqw>


Resin Tutorial: How to mix resin the right way
Clever Girls Craft Channel

The first video is on making your own silicone mould. The second is for resin casting.

Your step by step guide will need to include a screen shot and written instructions. You will also need to include any health and safety measures and equipment that is needed.

In the new term, we will be using these techniques so this will help you prepare for the 3D work you will be doing next year.

Below is an example of a couple of pages from a step by step guide, this is what we are expecting to see.



Economics Summer Holiday Homework

These three tasks are designed to review recent topics and prepare for some of the important content we will be covering in Year 13. It is important that you complete all the work to be well prepared for next year. Do the work in your books.

Task 1 - Types of unemployment, causes of unemployment and policies to deal with it

There are 5 types of unemployment which you need to be familiar with:

1. Structural unemployment
2. Occupational immobility
3. Geographical immobility
4. Technological unemployment
5. Demand deficiency and cyclical unemployment

For each of these 5 types of unemployment you need to:

1. Describe in your own words what causes each of these types of unemployment
2. Provide a real world example (for example: *The big difference in housing costs between the North of England and London might be a cause of unemployment due to geographical immobility*)

Task 2 - Fiscal and Monetary Policy

Review your notes on Fiscal and Monetary Policy. A good understanding of these two topics is the key to understanding a lot of the rest of the course.

After you have re-read the notes choose **one** policy instrument (could be fiscal or monetary) that you think would help the UK economy recover after Covid and explain your thinking. Present your thinking in a flow chart that shows the effects of the policy on the economy.

Example of flowchart:	Your flowchart:
<pre>graph TD; A[Raise Interest Rates] --> B[Borrowing more expensive]; B --> C[Less consumption]; C --> D[]; D --> E[]; E --> F[];</pre>	

Task 3 - engage with the news

Every week of the holiday you need to find one economics/business article and read it. In your books create a tabel like the one below and fill it in.

	Date	Source (e.g. BBC)	Headline & very brief summary
Week 1			
Week 2			

Y12 English Literature Summer Homework

The main aim of your homework this summer will be to progress further with the coursework, by finalising your question, as well as completing research of secondary sources and putting together a proposal presentation. You will have some idea and a question already from what we have done in class this half term. These tasks will help to put you in a position where you are ready to start writing your coursework in the autumn term next year. In addition, there is a task linked to careers and further study in English.

Before the summer break, you will have received your own hard copy of the **coursework handbook** which relates to the summer homework tasks that are outlined below and includes vital coursework information for Year 13. Our Google Classroom page will be shut down over the summer holiday so it is important that you do not lose your coursework handbook.

Task 1: Finalise your question for your coursework. Remember that the more specific you are, the better the focus of your question will be. You will find good examples of coursework questions in the coursework booklet and you will have spent some lesson time before summer break working on your question.

Task 2: Access Jstor and read 3 critical articles linked to your coursework question. For each article, you should also fill out one of the secondary source note-taking sheets at the back of your coursework booklet. Make sure that you also save a copy of the article and write down the referencing details for each article as this will help you to save time on your coursework further down the line. You will have created a Jstor account and linked it to your Google account in class before summer. <https://www.jstor.org/register?redirectUri=https%3A%2F%2Fwww.jstor.org%2F>

Task 3: Create a coursework proposal presentation which you will share once you return. Your presentation should outline your question and the research you have done and your ideas so far. You must create at least five slides - one slide for each assessment objective and how you are going to address it throughout your coursework question (see table below for guidance).




Assessment Objective	Coursework proposal presentation slide
AO1: Articulate informed, personal and creative responses to literary texts, using associated concepts and terminology, and coherent, accurate written expression	What are the 'big ideas' or themes that you are going to explore in your coursework? Which key events from the texts best demonstrate the big ideas?
AO2: Analyse ways in which meanings are shaped in literary texts	Analysis of key quotations and methods used by the writers (expressionism, realism, symbolism, metaphor etc.)
AO3: Demonstrate understanding of the significance and influence of the contexts in which literary texts are written and received.	Relevant contextual links to your coursework question and texts (author, time period, the American Dream etc.).
AO4: Explore connections across literary texts	What are the similarities and differences in which the authors of your texts explore the main theme/idea of your question?
AO5: Explore literary texts informed by different interpretations.	Links between the critical articles you read in Task 2 and the ideas you want to explore in your coursework.

Task 5 (careers/university): Go onto the websites of 3 universities and view their English Literature courses. Write down your findings for the following questions: What is being studied in their course? What are their entry requirements? Watch the online university English lecture on 'The Great Gatsby' below:

<https://www.youtube.com/watch?v=X3iSI8DIPGk> (YouTube search: Professor Sarah Churchwell Gatsby lecture')

Y12 Summer Holiday Homework Geography

Your task this Summer is based on your NEA. Remember that the NEA is worth 20% of your final grade.

<p>Task 1 - Collect your data</p> <p>You will need:</p> <ul style="list-style-type: none"> • NEA planning sheet • Your methodology • Data recording sheets • To download the Geog IT app onto your phone <p>Use the above to go out into the field and collect the data you need for your investigation.</p> <p>Make sure you follow your methodology precisely and accurately.</p> <p>You must record your results clearly and carefully. It is unlikely that you will have time to repeat the study if you forget something!</p> <p>You may wish to record your results using the GeogIT app. This will automatically create excel spreadsheets that you can use.</p>	<p>Further guidance on data collection can be found on the RGS website. https://www.rgs.org/schools/teaching-resources/a-student-guide-to-the-a-level-independent-investi/</p>  <p>Tutorial on how to use the GeogIT app: https://www.youtube.com/watch?v=9fgdHor_DRk</p> 
<p>Task 2 - Write your introduction</p> <p>Write up your introduction using the guidance given to you in class. Aim for around 500 words.</p> <p>Your introduction must include:</p> <ul style="list-style-type: none"> <input type="checkbox"/> Titles, aims, hypotheses <input type="checkbox"/> Rationale and justification for the investigation <input type="checkbox"/> Link to specification <input type="checkbox"/> Locational context <input type="checkbox"/> Theoretical context 	<p>Guidance for writing an introduction can be found on the RGS website. https://www.rgs.org/schools/teaching-resources/a-student-guide-to-the-a-level-independent-investi/</p> 
<p>Task 3 - Background research and literature review</p> <p>Continue to research your chosen investigation topic.</p> <p>Add another five sources of information to your literature review document.</p>	

We will analyse and write up results in September. Good luck!

Year 12 Graphic Design

Task 1 - Research Logo and Branding. (Respond to Feedback)

Task set on Google Classroom.

36 - Fashion/Clothing Logo Design / Unit 36 01 Logo and Branding Research.

This task has been submitted - your homework task to make changes based on feedback given on the slides, as well as in your commentary.

This project will be resumed and completed on your return in year 13, and reviewing your own research will help prepare the development of logos.

Task 2 - Research Research into 6 x Illustrators

Task set on Google Classroom.

32 - Album Illustration / Unit 32 01 Illustrator Research

This is for the project that follows after the logo and branding project. Completing now will mean we can move swiftly into the design process for a re-release of an LP from 2005.

See help sheets and exemplars for additional help and guidance.

Task 3 - Complete any outstanding tasks remaining on Google Classroom from year 12.

Tasks all set on Google Classroom.

Topic - 01 Public Service Advertisement Poster

Topic - 30 Premium Packaging Design

See tracker posted on GC stream for what work needs to be completed based on feedback previously received. This is following on from progression assessment at the end of year 12.

Year 12 Health and Social Care holiday homework



Next year you will be required to sit 2 exams – Units 1 and 2 (resit if necessary) and Unit 4 .

In order to revise for Unit 1 and 2 –

please go to the GC and re-read chapters one and 2. They are scanned for you. Then complete the exam papers which are in the classwork assignment section.

The mark schemes are there for you to mark your own work and revisit any areas where you went wrong.

For Unit 4 – You are required to look at research methods and analyse articles on Health and Social Care .

There is a handy book on the GC called ‘Sociological research methods’ – read this first then go to the section which contains examples of articles and try to identify which research methods were used in the article and how effective these were.

Year 12 history holiday homework – Summer 2023

For Mr Hillman

Please read the account below and answer the questions. You should also buy the two core textbooks mentioned on your google classroom and use the links and information there to improve your answers.

The Witchcraze of the 16th and 17th Centuries

The witchcraze of the 16th and 17th centuries refers to a period of widespread hysteria and persecution of individuals accused of practising witchcraft. This phenomenon was fuelled by a combination of social, religious, and political factors, resulting in the execution of thousands of alleged witches across Europe and the American colonies.

One notable example of the witchcraze occurred in southern Germany between 1590 and 1630. This region experienced a significant outbreak of witch trials, particularly in areas such as Bamberg, Würzburg, and Trier. The witch-hunts in southern Germany were characterized by the use of torture to extract confessions from the accused, leading to a high number of executions. Religious tensions between Protestants and Catholics further contributed to the intensity of the witch-hunts in this area.

Another significant figure associated with the witchcraze is Matthew Hopkins, an English witchfinder who operated between 1645 and 1647. Hopkins claimed to possess specialized knowledge and techniques for identifying witches, leading to his appointment as Witchfinder General by local authorities. During his tenure, he conducted numerous trials and executions in East Anglia, England. Hopkins employed controversial methods such as the "swimming test" and "pricking" to determine guilt, resulting in the conviction and execution of many individuals accused of witchcraft.

The Salem Witch Trials, which took place in colonial Massachusetts between 1692 and 1693, represent one of the most infamous episodes of the witchcraze. The trials began when a group of young girls in Salem Village claimed to be afflicted by witchcraft. This led to a wave of accusations and trials, resulting in the execution of 20 individuals. The Salem Witch Trials were marked by a combination of religious fervor, local conflicts, and mass hysteria, with evidence often based on spectral evidence and testimonies from accusers.

Answer the questions below in as much detail as possible:

Reading Comprehension questions:

1. What was the witchcraze of the 16th and 17th centuries?
 2. Which region experienced a significant outbreak of witch trials in southern Germany during the 16th and 17th centuries?
 3. How were the accused witches treated in southern German witch trials?
 4. What religious tensions contributed to the intensity of the witch-hunts in southern Germany?
 5. Who was Matthew Hopkins, and what was his role during the witchcraze?
 6. What methods did Matthew Hopkins use to identify witches?
 7. Where did Matthew Hopkins operate as the Witchfinder General?
 8. When did the Salem Witch Trials take place?
9. Who were the accusers in the Salem Witch Trials?
10. How did the Salem Witch Trials begin?
 11. How many individuals were executed during the Salem Witch Trials?
 12. What were some factors that contributed to the Salem Witch Trials?
 13. How did spectral evidence play a role in the Salem Witch Trials?
 14. What were the consequences of being accused of witchcraft during the witchcraze?
 15. What were some similarities between the witch trials in southern Germany and the Salem Witch Trials?
 16. What were some differences between the witch trials in southern Germany and the Salem Witch Trials?

Own research Questions:

17. How did political factors influence the witchcraze?
18. Why did the witchcraze eventually decline?
19. How has the witchcraze been perceived and understood in modern times?
20. What impact did the witchcraze have on society and individuals during the 16th and 17th centuries?

For Miss Atley

In September you will begin writing your coursework essay which is worth 20% of your final A level grade. The coursework will be a 4000 word essay about the reasons for the success of the American Civil Rights Movement supported by historians' interpretations and sources from the time. The exact phrasing of the coursework question will be given to you in September.

TASK 1

Put all your notes from Miss Marsh's lessons in order and answer the essay:

"Assess the reasons for the success of America's Civil Rights movement until 1965."

Include a range of factors which you need to explore, exemplify and prioritise. This will be the first piece of your writing which I will read, so please make sure it is impressive. (It should be at least 4 hand written pages).


TASK 2

Over the summer please watch the "Eyes on the Prize: America's Civil Rights Years 1954–1965" documentary series from 1987. Focus on the first 6 episodes. It is on Netflix and youtube. Make very brief notes (max half a page per episode).



CTEC IT Introductory Diploma

Please refer to your Google Classroom for which coursework sections you are to complete over the summer break.



There are a number of criteria in Unit 21 that are required to be completed or improved upon.

You have been given feedback on your individual coursework documents. Use this to help you achieve the set criteria.

Any issues, tara.minto@southfieldsacademy.com

Year 12

Maths A - Level

Your teacher will have given you a pack of past papers, 3 Pure and one Applied, which you will need to revise for and complete ready for your return to Southfields in September.

The point of this exercise is not to necessarily do these papers under exam conditions to see what score you can get, but instead to act as a starting place for you to gauge how well you can answer questions on a topic, especially when they are all jumbled together.

If you cannot answer a question this is an indication that you need to revise that chapter in the text book and you should do so thoroughly before attempting the question again.

If you spend a week on just 1 paper, because you need to revise multiple sections of the text book, that's great because it means you aren't skipping the gaps in your knowledge.

You will additionally be given mark schemes for some of the papers, so you can check your solutions and see what the examiners are looking for. As usual corrections should be done in green pen. Papers that we do not provide mark schemes for will be marked upon return in September.

The step up from Y12 to Y13 is quite significant, and the vast majority of new content you cover will rely on the Y12 A-Level content as foundational knowledge so it is really important you are prepared for this in September, otherwise there is a risk that you will be overwhelmed. You should pay particular attention to Differentiation, Integration, and Trigonometry chapters when you are revising.

You should have been given:

3 Pure Past Papers

1 Applied (Stats and Mechanics paper)

Mark schemes for certain papers

What you should do:

Complete each paper to the best of your ability, revising topics from the text book as you go. Papers do not need to be done in one go under test conditions, you should come back to questions after revising if you get stuck.

Mark papers where mark schemes are provided using a green pen for any corrections.

Return in September with all your solutions.

The vast majority of new content you cover will rely on the Y12 A-Level content as foundational knowledge so it is really important that you do this task with the view to preparing yourself properly for Y13.

if you have any questions please email

edmund.boyd@southfieldsacademy.com

or

alex.spencer@southfieldsacademy.com

Year 12 A-Level Further Maths

Your teacher will have given you a pack of past papers, 2 Core Pure and one Further Mechanics, which you will need to revise for and complete ready for your return to Southfields in September.

The point of this exercise is not to necessarily do these papers under exam conditions to see what score you can get, but instead to act as a starting place for you to gauge how well you can answer questions on a topic, especially when they are all jumbled together.

If you cannot answer a question this is an indication that you need to revise that chapter in the text book and you should do so thoroughly before attempting the question again.

If you spend a week on just 1 paper, because you need to revise multiple sections of the text book, that's great because it means you aren't skipping the gaps in your knowledge.

You will additionally be given mark schemes for the papers, so you can check your solutions and see what the examiners are looking for. As usual corrections should be done in green pen.

The step up from Y12 to Y13 is quite significant, and the vast majority of new content you cover will rely on the Y12 A-Level content as foundational knowledge so it is really important you are prepared for this in September, otherwise there is a risk that you will be overwhelmed. You should pay particular attention to Complex numbers and all calculus and trigonometry content from Pure 1 and 2.

You should have been given:

2 Core Pure Past Papers

1 Further Mechanics Paper

Mark schemes

What you should do:

Complete each paper to the best of your ability, revising topics from the text book as you go. Papers do not need to be done in one go under test conditions, you should come back to questions after revising if you get stuck.

Mark papers where mark schemes are provided using a green pen for any corrections.

Return in September with all your solutions.

The vast majority of new content you cover will rely on the Y12 A-Level content as foundational knowledge so it is really important that you do this task with the view to preparing yourself properly for Y13.

if you have any questions please email

edmund.boyd@southfieldsacademy.com

or

alex.spencer@southfieldsacademy.com

Year 12

Maths - Core

Your teacher will have given you a past paper, which you will need to revise for and complete ready for your return to Southfields in September.

The point of this exercise is not to necessarily do this paper under exam conditions to see what score you can get, but instead to act as a starting place for you to gauge how well you can answer questions on a topic, especially when they are all jumbled together.

If you cannot answer a question this is an indication that you need to revise that chapter and you should do so thoroughly before attempting the question again.

If you spend a week on this, because you need to revise multiple sections, that's great because it means you aren't skipping the gaps in your knowledge.

This paper will be marked upon your return in September so please try your best.

You should have been given:

A Past Paper

What you should do:

Complete the paper to the best of your ability, revising topics from your notes as you go. The paper does not need to be done all in one go under timed conditions, this is simply a starting point to focus your revision.

Return in September with all your solutions.

if you have any questions please email

harvey.jones@southfieldsacademy.com

or

edmund.boyd@southfieldsacademy.com

Year 12 into Year 13 Physics Homework

Task 1:

Create a single A4 revision page for each of the following topics, with key facts, diagrams or units – whatever you find yourself forgetting, put it on there! In total, you should have 8 pages. See below for an example from an A2 topic!

- Particles
- Quantum phenomena (photoelectric effect etc)
- Waves
- Optics
- Mechanics
- Materials
- Circuit electricity
- Practical skills

Task 2:

Research an area of physics that is of interest to you and prepare a short (<5 minutes) presentation that you will give to the class in the new term. You can have accompanying slides or just present.

Accompanying your presentation prepare a written report summary on your topic, between 500 and 1000 words. Reference any sources you have researched (book and author, websites, magazines, documentaries...)

You can be as free as you want with the topic as long as it is linked to physics, but try to keep the focus reasonably narrow (not just 'engineering'!)

For inspiration, here are some topic titles from students' previous work:

- The physics of earthquake defences
- Why the jet stream is so important
- Can science and religion be compatible?
- Why Girls Fear Physics: An exploration of the gender divide in a male dominated field
- Movie physics – which movies got it right, and which got it so very, very wrong



Summer 2023

Politics homework



For most of the year 13 course, we will study global politics. The issues we will study will examine the following-

- how decisions are taken globally
- holding those in power to account
- solving global contemporary problems
- resolving disputes
- sharing the worlds resources

We will look at how government structures and authority around the world deal with common interests and challenges, such as climate change or global terrorism.

This summer you must research **2** current global issues and complete the following:

Find 3 articles about the issue (no more than 6 months old). Use these to write a short outline of the issue (no more than 1 page) and give your opinion on the issue, ready to present to the class (at least ½ page)

Possible topics:

China's relationship to its 'near abroad' Extinction rebellion protests
Syrian civil war China's COVID crisis China's persecution of Uighurs
Yemen civil war Apple/Amazon tax evasion Islamic State attacks in France
ICC's attempt to prosecute Omar al Bashir South China Sea dispute Argentina's economic crisis
Murder of Jamal Khashoggi China's Belt and Road Initiative Climate change
Treatment of Rohingya Muslims in Myanmar The poisoning of the Skripals in Salisbury
UN Sustainable Development Goals Invasion of the Ukraine by Russia Energy issues
Current situation in Afghanistan

There are obviously many more global issues to select. If you wish to choose a different issue, you are free to do so.

Deadline and presentation

This must be brought into the first lesson back on your return. Be prepared to share your topics and speak to the rest of the class.

AQA Psychology A-level - summer homework

The following tasks will help to revise key content in preparation for Y13.

1. Approaches

Create an Approaches timeline, dating from the 1870s - 2000s, including:
Biological approach, Cognitive approach, Psychodynamic approach, Social Learning Theory, Behaviourist approach, Humanistic approach, Origins of Psychology (Wundt) and Cognitive Neuroscience.

You may want to design a PowerPoint presentation, with one slide illustrating each approach. You must include:

Bullet pointed key assumptions and terminology for AO1 and AO3; and images of the Psychologists/researchers that made important contributions to the approach.

Pages 106 and 107 in the Year One textbook can help start you off.

2. Research methods

Research methods will account for 25% of your final grade. Complete the research methods exam questions that you have been given.


I suggest that you do some research methods revision and then complete the questions in exam conditions. These questions should take one hour thirty minutes to complete.

You must have attempted every question.

3. Preparing for Year 13

In Year 13, we will cover the following new topics. Research each topic and the different careers that specialising in each area could lead to. You must provide evidence of your research.

- Relationships
- Forensics
- Schizophrenia



All homework tasks must be handed to Ms Swann during the first lesson in September.

Year 12 into 13 sociology holiday homework

Task One – Crime and Deviance

After the summer holidays, Mr Millington will be teaching the Crime and Deviance unit. Research answers to the following questions in preparation for this:

- Research the reasons why members of some ethnic groups are more likely than others to receive custodial sentences.
- Research the ways in which the criminal justice system may discriminate against some minority ethnic groups.

Try to find statistics and news stories to support your ideas. How has this changed in the last 50 years? Include key events in your research.

Task Two – Beliefs


Create a timeline of the development of different religions. Do not download one, create your own.

Task Three – Revision

Use the textbook and Tutor2u resources online to recap Y12 material ready for recall quizzes in September.

Task Four – Careers

The study of sociology helps you to develop transferable skills. Research what this phrase means and explain how the study of this subject could be beneficial to a career of your choice.



CTEC Sport Holiday Homework

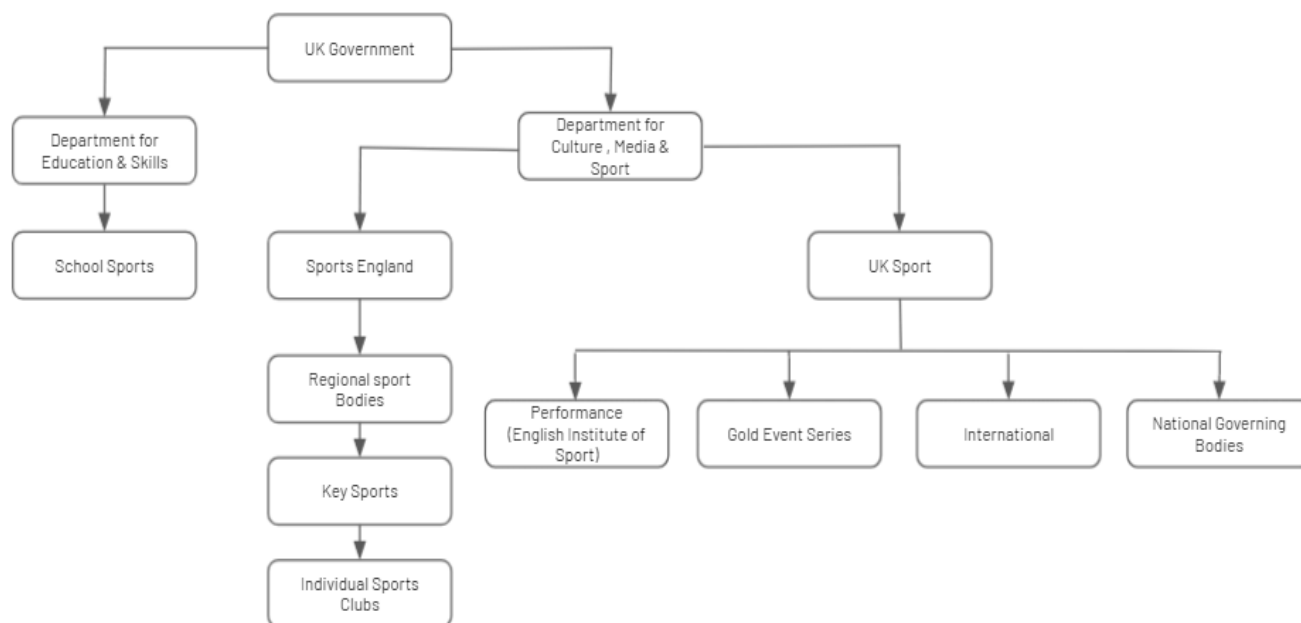
Unit 3

Task 1 : Using **diagram 1** identify and describe what the different organisations do to help develop sport in the UK.

Unit 3: Exam Unit - Externally Assessed

Task 1: Using the diagram below identify and describe what the different organisations do to help develop sport in the UK.

Diagram 1: Organisations involved in UK Sport



Task 2: One of the key organisations involved in UK sport are National Governing Bodies. For the following sports find the name of the National Governing Body and its European and International Governing Body of the same sport.

1. Association Football
2. Athletics
3. Basketball
4. Boxing
5. Cricket
6. Swimming
7. Netball
8. Gymnastics
9. Rugby
10. Badminton

Travel & Tourism

BTEC Level 3 National Extended Certificate Year 13

Miss Hodgson

Task 1:

Unit 2: Global Destination Exam Practice (Sample Assessment 1).

Using the materials you have been provided, write an article for Activity 1.

You should spend 3 hours maximum writing up to 2 sides of notes for the Part A research task.

You should spend 50 minutes maximum writing your article.

Use your own research and the information on the Tourism Area Life Cycle (TALC) model (given in the information booklet) to support your article.

Task 2:

Preparation for Unit 3: Principles of Marketing in Travel and Tourism

Think back to our visit to the Stafford Hotel and produce notes on the following:

- ☐ Write a definition for marketing.
- ☐ Write a definition for customer service.
- ☐ What type of customers does the Stafford Hotel attract?
- ☐ How does the Stafford Hotel use marketing?
- ☐ How do they communicate with their customers?
- ☐ Describe the 4 P's (product, promotion, price, place) of the marketing mix.
- ☐ How does the Stafford Hotel use the 4 P's?
- ☐ What impact does the marketing mix have on their customers?
- ☐ How does marketing contribute to the success of the Stafford Hotel?
- ☐ Write anything else you remember about the Stafford Hotel in relation to marketing and customer service.

In September, you should return to your Travel and Tourism lessons with:

- 1) Your notes and article for Task 1.**
- 2) Your notes for Task 2.**