

Year 8 Holiday Homework



Summer 2023

Year 8 Holiday Homework

2023



- Please complete homework sheets for all subjects.
- You will need to submit homework to individual subject teachers on your first lesson back in September.
- Most tasks ask you to complete on a separate piece of paper. A4 lined paper can be collected from your tutor.
- The following subjects need to be completed in this booklet and carefully removed, so it can be handed to your teacher on the first day back: French, Personal, Social, Health & Economic Education and Spanish.

The homework all have a significant focus on reading. If you do not read over the summer holidays your reading age **WILL** regress. There will be a **star prize** for the students who most improve their reading age over the break.

Enjoy your break

Mr Whitfield

Deputy Headteacher

Year 8 – English Summer Homework 2023

Complete the tasks below on A4 paper.

TASK 1: Next term, you will be reading a book set in the United States of America in the 1930s. Research EACH of the following:

- What is the American Dream?
- What were the “Roaring Twenties”?
- What was the Wall Street Crash?
- What is segregation? When did segregation end in America?
- What was the status of women in 1930s America?

TASK 2: Design an A4 poster called “America in the 1930s”.

In your poster, you should include:

- At least 30 words on EACH of the topics you researched for Task 1.
- Images which show what life was like for Americans in the 1930s

Look at the example below for inspiration on the kind of poster you *might* produce.



TASK 3: Imagine you are a poor worker living in America in the 1930s. Write a diary entry for a typical day.

You could include:

- What life is like for you
- What you've done that day
- What your hopes and dreams are

Write in the 1st person, and use a range of punctuation and sentence lengths.

Possible paragraph starter:

I thought life couldn't get any harder. Until today. I've moved from state to state, looking for a job, but...

Year 8 Maths

Please make a **poster** to hand in on your first maths lesson in September 2023.

The poster should include important information that you've learnt in year 8 maths.

A reminder of the main topics that we've studied this year is below.

Your poster can be on A4, A3, card, can be done on a computer or handwritten.

Year 8 maths topics:

- Rounding and estimation
- Sequences
- Linear graphs
- Solving linear equations
- 3D shape (perimeter, area, surface area, volume)
- Averages and range
- Percentages
- Angles

Y8 Science Holiday Homework

This year you have learned about electricity - how to build circuits and how electrical energy is shared between components. This homework will consolidate and extend what you learned in the topic.

Task 1: questions to consolidate what you have learned

1. Draw a circuit that has a cell, a bulb, a motor and an open switch.
2. Add a voltmeter to your drawing to show how you would measure the potential difference of the motor.
3. What would you observe when you turned on the switch?
4. Explain the reason for your expected observations.
5. Explain what would happen if you added a piece of wood to the circuit.

Task 2: research task that will link to the electricity topic in Y9

1. What are the circuit symbols for the following components:
 - a. resistor
 - b. variable resistor
 - c. light dependent resistor (LDR)
 - d. light emitting diode (LED)
 - e. thermistor
2. What is the function of a thermistor?
3. Find examples of a thermistor in your home.
4. What is the function of a light dependent resistor (LDR).
5. Find examples of an LDR in your home.

Task 3: activities you can do at home



- You can find lots more on this website <https://www.weareteachers.com/electricity-experiments/>

To impress your teacher next year choose an extension task below!

Extension 1: In your light topic this year, you learnt about how reflections are made. Take a walk around your local area with a camera and see how many reflections you can find. Take a picture and show your teacher in September.

Extension 2: This year you also looked at how organisms are adapted to their environments. The pupil of your eye controls the amount of light entering the eye. Different animals have different sized and

shaped pupils. Create a poster about the different pupils found in the animal world and how these benefit the animal.

Extra Summer Science Activities:

- Visit the "Dinosaur Gallery" at the Natural History Museum - book a FREE ticket
<https://www.nhm.ac.uk/visit/galleries-and-museum-map/dinosaurs.html>
- Visit the "Our Future Planet" Exhibition at the Science Museum - book a FREE ticket
<https://www.sciencemuseum.org.uk/see-and-do/our-future-planet>
- Visit the "Cats & Dogs" Exhibition at The Horniman Museum - child £4.50
<https://www.horniman.ac.uk/event/cats-and-dogs/>
- Visit London Wetland Centre - £8.60
<https://www.wwt.org.uk/wetland-centres/london>



Year 8 ADT

Your task is to create something new and exciting from one of the books you have read in your English lessons this year. You can choose which one, or if you have read something even better in your own time then you could choose that too!

Book Cover Illustration

- Design a new book cover that better represents your chosen book. Be experimental in how you do it. All ideas welcome!

Stage Design

- Design a set as if your chosen book was being adapted into a stage play.
-

Series of Photographs

- Take a series of photographs that represent your chosen story. Would they represent the story literally, recreating scenes from the book or be more abstract, attempting to replicate the feeling you have of the book and its storyline?

We ask you to complete one task, but more is welcome. It will also help for each one, if you give the title of the book and a synopsis (a summary) of the book to help us see how you were inspired. Your work should be no more than 1 A4 page.

Key Stage 3 Computer Science (Years 7, 8 and 9)

Write the definitions for the following common words in Computer Science

Word	Definition
Protocol	
Usability	
Algorithm	
Iteration	
Selection	
Sequence	
Integer	
Compiler	
Syntax	
Array	
Pseudocode	
Binary	
Hexadecimal	
Boolean	
Bandwidth	
Latency	
Firewall	
Database	
Query	
Pixel	
Sampling	

Please hand this in to your Computer Science teacher at the start of the
Autumn term.

Chez moi

A) Read the texts and then answer the questions underneath in English.

Je m'appelle Eliane. J'habite dans une maison en ville. Nous avons trois chambres et un jardin. Il y a aussi une grande cuisine.

Je m'appelle Jean-Paul. J'habite dans un village au bord de la mer. J'habite dans une petite maison. Il y a un salon et deux chambres.

Je m'appelle Antoine. J'habite dans une ferme à la campagne. Nous avons cinq chambres. Dans ma chambre j'ai une table, un lit, une armoire et une télé.

Je m'appelle Mattéo. J'habite dans un appartement en ville. Il y a deux chambres, un salon, une cuisine et une salle de bains. Dans le salon il y a une télé, un canapé et un fauteuil.

Je m'appelle Hélène. J'habite dans une maison à la montagne. Nous avons un grand jardin, un salon, une salle à manger, une cuisine, une salle de bains et quatre chambres. J'adore ma maison! Dans ma chambre j'ai un lit, un ordinateur, une commode, une table, une chaise et une lampe.

Je m'appelle Anne-Marie. J'habite dans un grand appartement dans un village. Je n'ai pas de jardin, mais j'ai un balcon. Il y a quatre chambres, une cuisine, un salon et une salle de bains. Dans ma chambre il y a un lit, deux armoires, une lampe et une commode.

Which two people live in a flat?

Who lives by the sea?

Who lives on a farm?

Who lives in the mountains?

Who has the most bedrooms in their home?

Which people say they have a garden?

Name three things Hélène has in her bedroom.

What does Anne-Marie say she does not have?

Who has a TV in their bedroom?

Who says their house is small?

B) Write a text about where you live. Use HYPERLINK "<http://www.wordreference.com>" www.wordreference.com if you need to look up any words!

Year 8 Geography Summer Holiday Homework

1. Natural Hazards

A **natural hazard** is a natural event that affects people.

Task: Use the BBC Bitesize guide to find out more about them, then find an example of different hazard types from around the world and create a mini-factfile (e.g. **where** did it happen? **When** did it happen? **Who** did it affect? **How** did it happen? **What** were the effects?)

https://www.bbc.co.uk/bitesize/topics/zn476sq	
Hazard Type	Example and Mini factfile
Earthquakes	
Volcanoes	
Tsunamis	
Rivers and Flooding	
Tropical Storms	

2. Ecosystems and Biomes

Read this article about some different **biomes** in the world and then complete the task below.

<https://kids.britannica.com/kids/article/biome/403913>

- Name three different **biomes** and three key facts about each one.
- Which **biome** has the highest amount of **biodiversity**?

- Research task: Create a fact file about one of the biomes, finding information on the **climate**, the **flora** and **fauna**, name examples from around the world. Include pictures and maps (these can be hand-drawn).

Challenge: Talk like a Geographer and use key Geography words where possible.



History Year 8 Summer Homework 2023



TASK 1

Key words for Year 9 history

Write the definition of the following key words. Make sure you can spell them and know how to use them in context. You will be tested on these words in your first lessons back. **Suffrage, attrition, working class, The Chartists, nationalism, continuity, change, imperialism, atomic bomb, Victorian, Edwardian, protest**

TASK 2

Look carefully at this picture and answer the following questions on separate paper. This is a picture of a suffragette being arrested by the police for chaining herself to a railing by Parliament.



A) Research what a suffragette was.


B) How would you describe the way the police are arresting her? (look carefully at the photograph)

C) Why do you think suffragettes decided to protest in this way?

TASK 3


Create a fact file about a **protest**. This can be a historical protest or current one. Include why the protest happened, what the protestors did to get their point across and how effective it was (what it achieved).

A full list of the key words and definitions, task 2 and the fact file should be handed in to your class teacher on the first lesson back in September.



Super star Challenge (optional):

Visit the **World War One Exhibition at the Imperial War Museum near Waterloo**. Take a selfie to show your teacher in September.




PSHE Character Curriculum Homework - Year 8

Resilience

Instructions:

1. **Using the templates below, think about all the things you may be worried about at the moment.** Write these next to “*choppy waters / weather*”.
2. Then think about **what helps you feel supported and safe**, this may be family, school, a pet. Write these next to the “*Anchor*”.
3. In the image “*Sail*”, **what are the self-care strategies that help you to have good mental health?** This might include exercise, talking to others, drawing, music or gaming.
4. Make a key with these objects: *Clouds*: What are the things happening right now that are affecting how you feel? *Choppy water*: How do they make you feel? *Oars*: What are your strengths? *Anchor*: What helps you feel safe? *Sails*: What helps us to have good mental health? *Crew on deck*: Write down the people important to you.
5. **Explain what this quote means** and how we can thrive in tough times and highlight the support we have. “Resilience is all about being able to overcome the unexpected. The goal of resilience isn’t about just trying to survive, but thrive.”
6. **Choose a person who you admire who has shown resilience and create a fact file on them** highlighting, what they overcame (ie. discrimination, disability, poverty, failure, lack of education) and how they achieved despite these setbacks.



Year 8 preparation for Year 9 holiday work



Next year your first RE unit will be all about the after-life.

Read the selection of ghost stories below and choose your favourite.

1) 'I just saw my reflection blink.'

2) 'I begin tucking him into bed and he tells me, "Daddy check for monsters under my bed." I look underneath for his amusement and see him, another him, under the bed, staring back at me quivering and whispering, "Daddy there's somebody on my bed."

3) *'She wondered why she was casting two shadows. After all, there was only a single lightbulb.'*

4) *'I always thought my cat had a staring problem, she always seemed fixated on my face. Until one day, when I realized that she was always looking just behind me.'*

Now:

- 1) Draw a picture of what you think the story is about.
- 2) Count how many words are in the story you chose.
- 3) Now write your own ghost story using the same number of words as the one you chose.

Extension : Do you think ghosts are real? Explain your answer

Actividad 1: Match the Spanish to the English.

1. visité monumentos	a. I took photos	1.	
2. descansé en la playa	b. I relaxed on the beach	2.	
3. monté en bicicleta	c. I sunbathed	3.	
4. bailé	d. I visited monuments	4.	
5. nadé en el mar	e. I rode my bike	5.	
6. tomé el sol	f. I ate the local food	6.	
7. saqué fotos	g. I danced	7.	
8. comí la comida típica	h. I swam in the sea	8.	
9. hice senderismo	i. I went to the beach	9.	
10. fui a la playa	j. I went hiking	10.	

Actividad 2: Read the 3 texts and complete the table below.

<p>En julio fui a Portugal con mis padres. Fuimos en avión y durante el viaje vi una película. Nos quedamos en un hotel al lado de la playa. Fuimos para una semana y lo pasé genial.</p> <p>Gloria</p>	<p>El año pasado mi familia y yo fuimos a España. Fuimos en coche. Durante el viaje hablé con mi hermana. Nos quedamos en una villa en el campo. Fuimos para quince días, pero fue un poco aburrido al final.</p> <p>Manuel</p>	<p>El invierno pasado fui a Austria con mi colegio. Fuimos en autocar. Durante el viaje hablé con mis amigos y jugamos a las cartas. Nos quedamos en un albergue juvenil en la montaña durante cinco días. ¡Lo pasé bomba!</p> <p>Javier</p>
--	--	---

	Gloria	Manuel	Javier
When?			
Where?			
Who with?			
How did they travel?			
What did they do during the journey?			
Where did they stay?			
How was the holiday?			