

ALTERNATIVE HOME LEARNING BOOKLET WEEK 4



SUMMER 2020

Alternative Home Learning Booklet - Week 4

For students in year 7 and 8

**A LITTLE
PROGRESS
EACH
DAY
ADDS UP
TO BIG
RESULTS**

Important reminder about Accelerated Reader:

You can now access this from home, including borrowing digital books and taking quizzes!

Go to ukhosted88.renlearn.co.uk/2011230 and use your usual AR log on details to take quizzes, and <https://readon.myon.co.uk/library/browse.html> to borrow books!

We hope your first week back after the Easter break hasn't been too overwhelming!!

You can work your way through this Home Learning Book during week 4 and email completed work to one of us:

Ms Marshall

Ms Le Grande

Ms Setaki

We will try to be available during school hours (8.30am-2.30pm); but please do not expect a response outside of these times.

A version of this booklet is also available as an assignment for you to complete on **Google Classrooms** if you'd prefer. Just let us know!

Communicate with us – we want to hear from you!

-You can email any of your teachers: firstname.surname@southfieldsacademy.com You can use any email account to send an email – it doesn't have to be the school one.

Stay safe and keep up the good work!

Ms Marshall

Assistant Head teacher – Pastoral

Ms Le Grande

Assistant Head teacher – SEND

Ms Setaki

i/c TAS Base

Week 4: Alternative Home Learning - Monday, 27th April 2020

**A LITTLE
PROGRESS
EACH
DAY
ADDS UP
TO BIG
RESULTS**

Important reminder about Accelerated Reader:

You can now access this from home, including borrowing digital books and taking quizzes! Go to ukhosted88.renlearn.co.uk/2011230 and use your usual AR log on details to take quizzes, and <https://readon.myon.co.uk/library/browse.html> to borrow books!



Accelerated Reader task:

Redesign the front cover of the book you are reading, or another book of your choice! Take a picture of it and email it to your English teacher/ your Google Classroom!



This is your chance to be creative! Think about:

- use of colour – will you use lots of colours or black and white?
- images – will you do cartoon images or real images?
- font style – what kind of lettering will you use?

Extension – how about writing your own blurb that could go on the back of the book!

Mathematics work 1 – Fractions:



In this chocolate bar there are 8 pieces altogether. I have shaded 4 pieces.



This can be written as a fraction.

$$\frac{4}{8}$$



- a) Shade the rest of the bar of chocolate.
How many more pieces needed to be shaded to shade the whole chocolate bar?


- b) Complete this number sentence: $\frac{4}{8} + \frac{4}{8} = \frac{8}{\square} = 1$


- c) How many small pieces are there in this bar of chocolate?

How many pieces are shaded?

What fraction is shaded?

What fraction is not shaded?





1. How many Easter eggs are there?

2. How many eggs are ringed?

3. What fraction is ringed?

4. What fraction is not ringed?

Mathematics work 2 – Rounding:


TIP – If the amount in pence is between 1 to 49 the amount will be **rounded down**, if the amount in pence is between 50 and 99 then the amount will be **rounded up**

For example


£2.20 → The amount in pence is **20** so you **round down** – rounded to a whole pound the answer would be **£2.00**

£7.70 → The amount in pence is **70** so you **round up** – rounded to a whole pound the answer would be **£8.00**

Complete these tables by rounding the amounts to the nearest pound.

1. 

	Rounded to the whole pound
£3.60	
£3.50	
£3.40	

2. 

	Rounded to the whole pound
£4.20	
£4.50	
£4.70	

3.	Rounded to the whole pound
£5.65	
£5.45	
£5.50	

4.	Rounded to the whole pound
£7.25	
£7.85	
£7.40	

5.	Rounded to the whole pound
£9.27	
£9.72	
£9.50	

6.	Rounded to the whole pound
£6.49	
£6.50	
£6.51	

Literacy work:

TIP - You could use a computer/tablet, your phone, a dictionary or ask an adult to help you with the correct spellings for each word

The spelling mistakes in these sentences have been circled. Write the correct spelling for each circled word in the box.

1. The three little pigs began to bild their houses.
2. I can't disside whether to have the pepperoni or ham pizza.
3. My brother thought it was too erlie to get up for school.
4. "Get into a groop of four," said my teacher.
5. Dad rode his bisikle to work.
6. The letter did not have the right adres on it.
7. Jane lives in the house oposit Harry.
8. Ben thort it was time to go to bed.

[illegible]

**Each sentence has one word that is spelt incorrectly.
Underline this word and write the correct spelling in the box**

1. Lily's birthday is in Februry.
2. The doctor gave the girl some medisin to make her feel better.
3. The class really enjoyed the science expirimint.
4. What hite is Dad compared to Mike?
5. 100 years is the same as a sentuary.
6. That scarf is difrent to that one!
7. Kim went to the librie and got four books out.
8. It's not posibil.

Literacy work – extension task:



Imagine you were writing an email to another young person your age, living in another country, about the effects of the 'lockdown' whilst living in London. Try to include the following:

- ☒ How long you've been in 'lockdown' and how you felt at first;
- ☒ Describe one or two things you miss the most, and why;
- ☒ Describe one or two things you have done to keep yourself occupied;
- ☒ Give one piece of advice that you would give to another person your age, about how they can cope/ keep themselves occupied during this time















Useful tips:

- Think about the vocabulary you use – try to sound interesting and enthusiastic!
- Proper nouns – names of people, countries and places, e.g. Battersea Park. Make sure that these begin with a capital letter!
- End each sentence with a full stop, exclamation mark or a question mark.
- Think about how you should politely start and end an email.

Science work – Classifying organisms:

1. Choose a habitat from the list below:
 - Amazon rainforest
 - Great barrier reef
 - British woodland
 - Galapagos islands
 - One of your own.....
2. Find out the names of between 10 and 20 plants and animals that live in this habitat (you could use your phone, a computer/tablet, look up the names of plants and animals in any books and magazines that you have in your house or ask an adult)
3. Use the grid below to 'classify' them into the correct group

mammals: 	birds: 
amphibians: 	reptiles: 
fish: 	insects: 
arachnids: 	annelids: 
echinoderms: 	crustaceans: 
molluscs: 	flowering plants: 
non-flowering plants: 